

RECORDS

Copy No. 10

601
Records

①

U · S · NAVAL · TECHNICAL · MISSION · IN · EUROPE

AMERICAN

~~SECRET~~

UNCLASSIFIED

ATI No. 33824S
CADD FILE COPY
T I

TECHNICAL REPORT No. 141-45

~~SECRET~~

GERMAN FIFTY-TWO CENTIMETER "MAMOUTH PRESS" FOR
THE EXTRUSION OF ROCKET PROPELLANT

AD-A953 466

DTIC FILE COPY

July 1945

~~SECRET~~

UNCLASSIFIED

DTIC
ELECTE
AUG 2 1984
S D

PANEL

DECLASSIFIED
DJD DIR 5200.9

Date 20 Nov 48

84 05 15 534

U · S · NAVAL · TECHNICAL · MISSION · IN · EUROPE

DISTRIBUTION STATEMENT A
Approved for public release
Distribution Unlimited

UF-880

~~SECRET~~

204

U. S. NAVAL TECHNICAL MISSION IN EUROPE
c/o Fleet Post Office,
New York, N.Y.

File: A9-16(3)(LO/As)

Serial: 00198

19 July 1945.

UNCLASSIFIED

From: Chief, U. S. Naval Technical Mission in Europe.
To : Chief of Naval Operations (OP-16-PT).
Subject: U. S. Naval Technical Mission in Europe Technical
Report No. 141-45, German Fifty-two Centimeter
"Mamouth Press" for the Extrusion of Rocket Pro-
pellant - Forwarding of.

Enclosure: (A)(HW) Copies of subject report.

1. Enclosure (A) is forwarded herewith.

Harry D. Hoffman
HARRY D. HOFFMAN
Captain, USN
Acting.

DISTRIBUTION To:

CNO (OP-16-PT)	Copy No. 1 (w/ negative)
CIOS G-2 SHAEF (Rear) APO #413.	Copy No. 2
BuOrd (Re 2).	Copy No. 3
BuOrd (Pr 6).	Copy No. 4
ORI	Copy No. 5
OSRD, Washington, D.C..	Copy No. 6
Naval Powder Factory, Indianhead.	Copy No. 7
NOTS, Inyokern, California.	Copy No. 8
ComNavBu.	Copy No. 9
FIAT.	Copy No. 10
Cal. Tech, Chem. Dept. (Attn: Lt. Comdr. Cooley).	Copy No. 11

Accession For	
NTIS GRA&I	<input checked="" type="checkbox"/>
DTIC TAB	<input type="checkbox"/>
Unannounced	<input type="checkbox"/>
Justification	
By <u>Pex Ltx</u>	
Distribution/	
Availability Codes	
Dist	Avail and/or Special
<u>AK</u>	



Released

~~_____~~ UNCLASSIFIED

UNANNOUNCED

TECHNICAL REPORT No. 141-45

GERMAN FIFTY-TWO CENTIMETER "MAMOUTH PRESS" FOR
THE EXTRUSION OF ROCKET PROPELLANT

SUMMARY

This report contains information on a rocket solid propellant extrusion press reported to be the largest and only horizontal press in Germany. The press cylinder is approximately twenty inches in internal diameter and holds a four hundred forty pound charge of powder.

July 1945

U. S. NAVAL TECHNICAL MISSION IN EUROPE

-1-

DTIC
ELECTE
AUG 2 1984
S D D

DISTRIBUTION STATEMENT A
Approved for public release;
Distribution Unlimited

[REDACTED]

TABLE OF CONTENTS

	<u>Page</u>
1. Introduction	3
2. Source of Information	3
3. Description of Process and Method of Operation	4

SECRET

GERMAN FIFTY-TWO CENTIMETER "MAMOUTH PRESS" FOR
THE EXTRUSION OF ROCKET PROPELLANT

1. Introduction.

(a) The extrusion of rocket solid propellant in Germany has been accomplished principally by vertical presses with cylinders about nine (9) inches in internal diameter and capable of holding a powder charge of about sixty-five (65) pounds. These presses were generally installed in groups of four (4) to a large concrete house. Each press was separate from the others by concrete walls on three (3) sides so that the blast from an explosion could be directed in the chosen direction. These presses were loaded with carpet rolls of propellant and were evacuated to a pressure of about ten (10) millimeters of mercury. Extrusion was carried out at seventy (70) degrees to eighty (80) degrees centigrade.

(b) The presses so far mentioned were satisfactory for propellant for fifteen (15) and twenty-one (21) centimeter rockets but in order to increase the size of rockets driven by solid propellant it was felt necessary to increase the size of grains of rocket propellant and for this purpose a vertical press forty-one (41) centimeters in internal diameter with a two hundred eleven (211) pound charge was designed and put into use. However, the largest propellant extrusion press in Germany has been said to be the "Mamouth Press" at the Dynamit A.G. factory in Duneberg and is the subject of this report.

2. Source of Information.

L54 The information presented was obtained by the writer from questioning Mr. Meyer, director of the Dynamit Aktiengesellschaft factory at Duneberg, and his assistant Dr. Leunig, who supplied plans of the press. The press was inspected and found to be in good condition. Director Meyer stated that the press had functioned quite satisfactorily and for an unknown reason gave no trouble at all with air bubbles in the propellant extruded.

SECRET

3. Description of Press and Method of Operation.

(a) The dimensions of the "Mamouth Press" in millimeters are shown in the attached drawings, 1 and 2. A carpet roll of powder about fifty-one (51) centimeters in diameter and weighing about four hundred forty (440) pounds may be placed in the press. Solids grains twelve and one-half (12.5) inches in diameter and thirteen and one-tenth (13.1) feet long were extruded by this press for use in certain large rockets under development. The press is raised to seventy (70) to eighty (80) degrees centigrade by the circulation of hot water, and the press chamber is evacuated through two (2) exits in the piston collar shown in drawing 2. The press has three (3) oil pressure hydraulic systems: one raises the powder charge opposite the cylinder, one raises the press piston vertically and one drives the piston horizontally.

(b) The press was housed in a concrete building, Figure 1, containing a standard pair of rolls, a pair of rolls for preparing a carpet roll, a remote control room, and a continuous belt for carrying the grain extruded from the press,

SECRET

Arrangement of "Mamuthpresso" House
(not to scale)

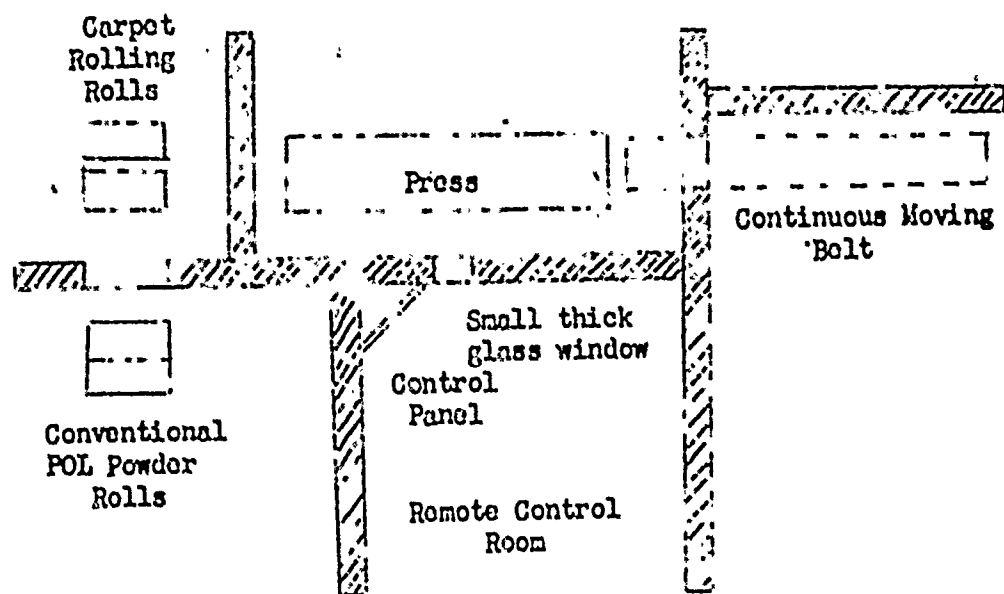


Figure 1

UNCLASSIFIED

3. Description of Press and Method of Operation (Cont'd.)

(c) Sheets of propellant brought to the "Mamouth Press" house were passed through the rolls and through an opening in the concrete partition to the carpet rolling rolls. As the continuous sheet of propellant came through the partition it was wound on a brass axle about eight (8) centimeters in diameter. When the desired diameter of roll was obtained the rolling was stopped and the brass axle was replaced by a solid cylinder of propellant.

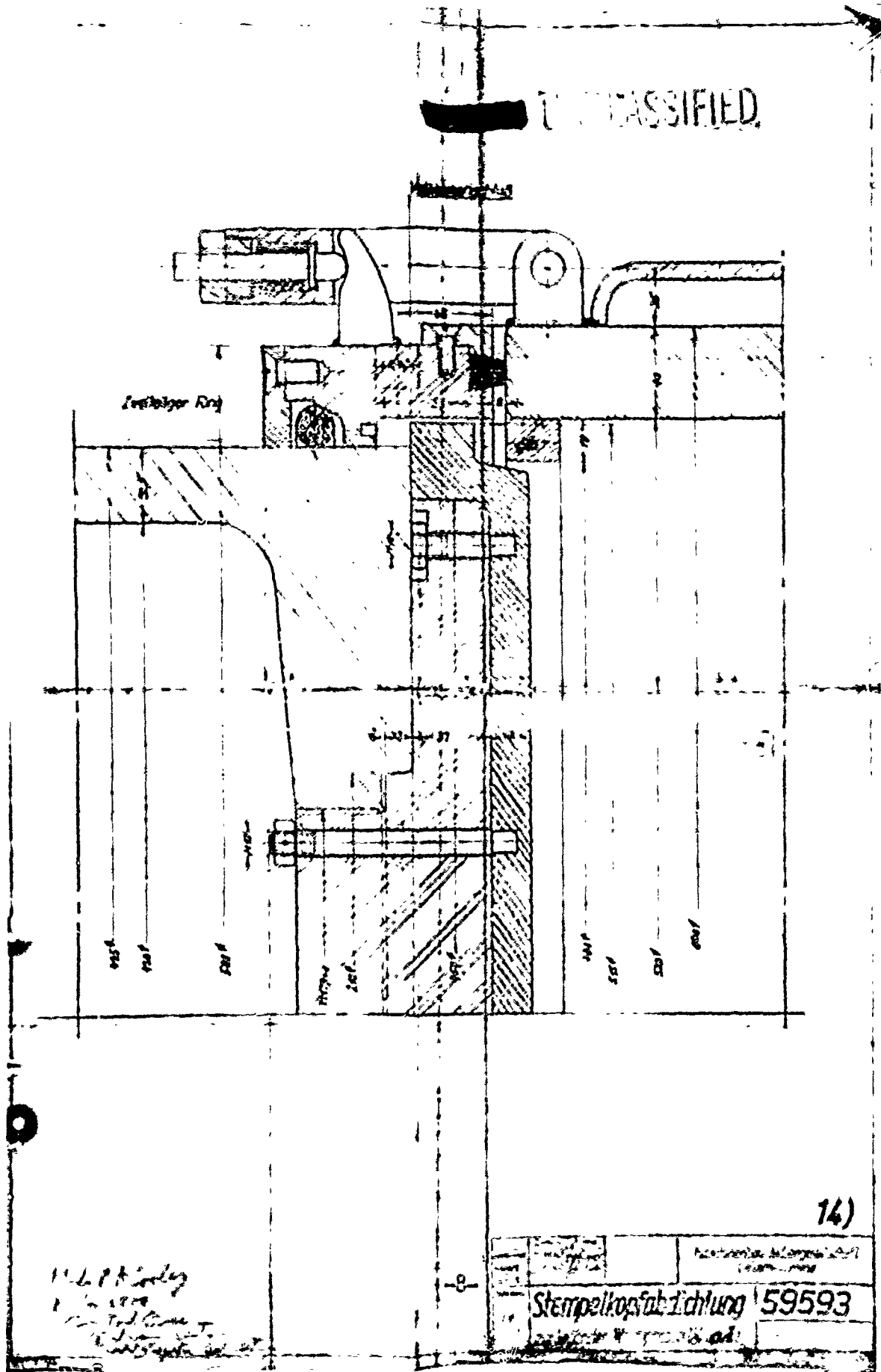
(d) The carpet roll was then trucked by hand to the loading platform of the press. Workmen then left the press room and the remote control operator raised the charge to a position below the elevated piston and opposite the empty cylinder. A hydraulically operated arm then pushed the charge into the cylinder and the piston was lowered. The piston was then made to seal the cylinder which was evacuated to a pressure of about ten (10) millimeters of mercury. Finally the piston was forced through the cylinder and the extruded propellant was pushed onto a continuous belt moving a little faster than the propellant was being extruded. A knife for cutting the extrusion product was automatically operated. A special handling tool which supported the grain throughout its length was used to transport the thirteen (13) foot grains from the continuous belt.

(e) It was stated that this press could use the output of twelve (12) rolls whereas a normal size press could use only the output of two (2) rolls.

Prepared by:

R. A. COOLEY,
Lt. Comdr., USNR.

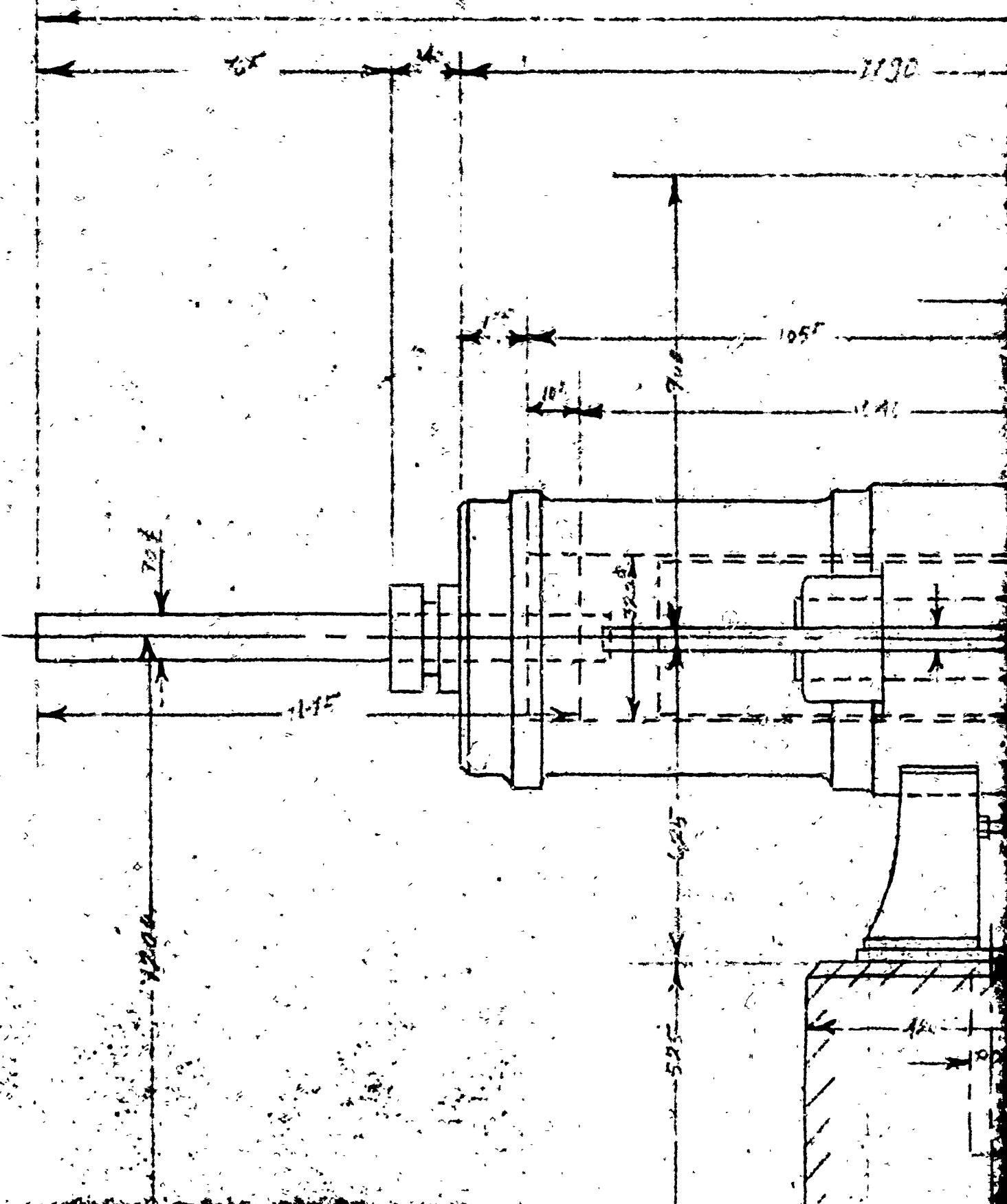
UNCLASSIFIED



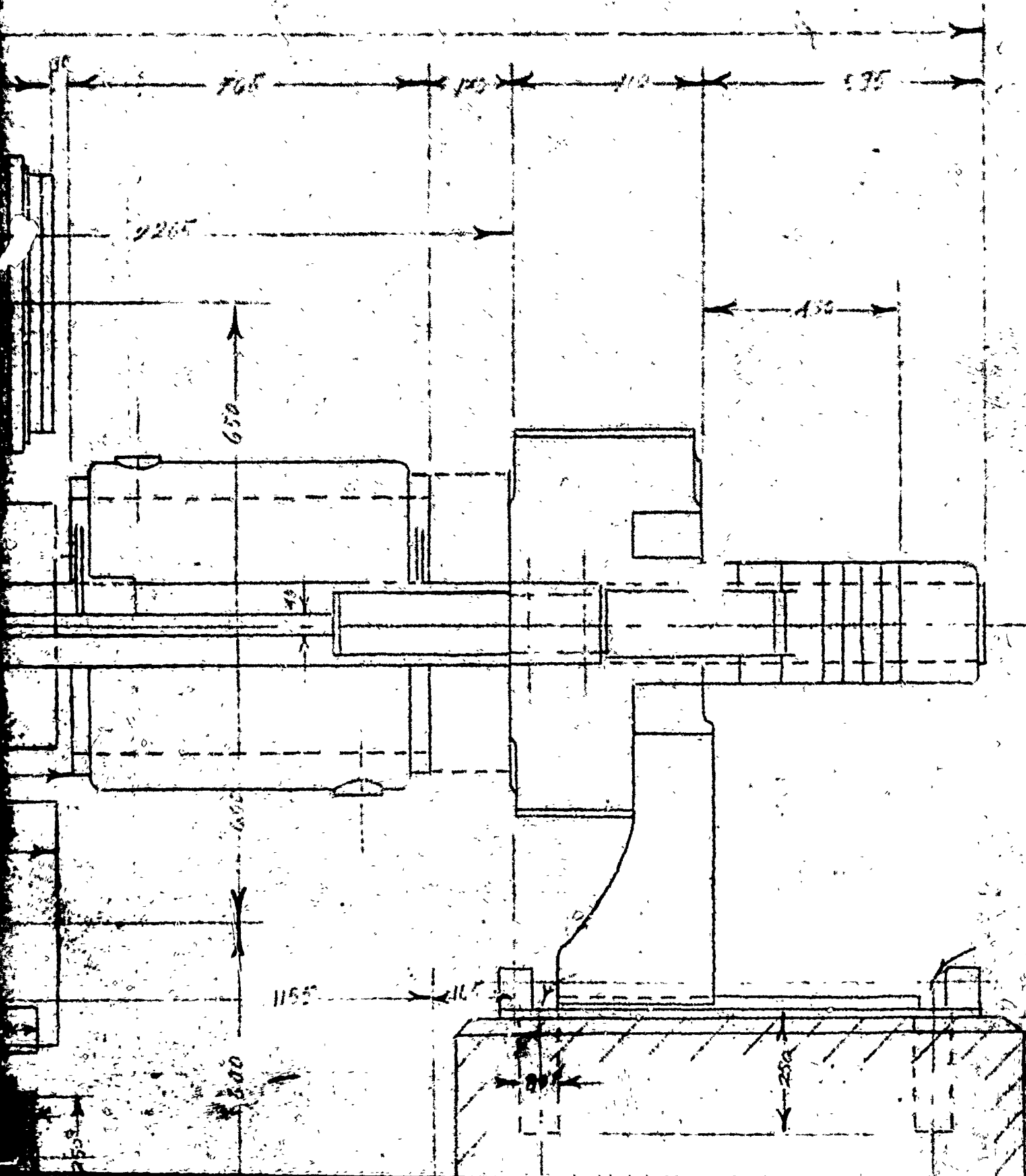
14)

1. 1. 1954
 1. 1. 1954
 1. 1. 1954
 1. 1. 1954
 1. 1. 1954

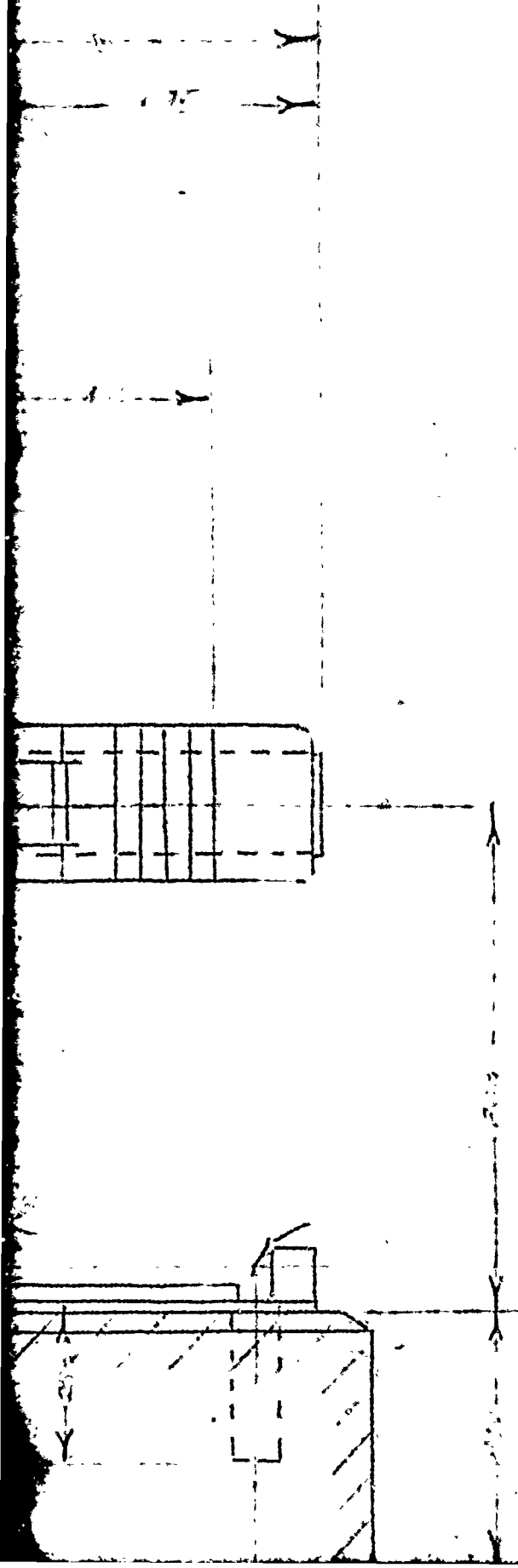
<p>1001 1002 1003 1004 1005 1006 1007 1008 1009 1010 1011 1012 1013 1014 1015 1016 1017 1018 1019 1020 1021 1022 1023 1024 1025 1026 1027 1028 1029 1030 1031 1032 1033 1034 1035 1036 1037 1038 1039 1040 1041 1042 1043 1044 1045 1046 1047 1048 1049 1050 1051 1052 1053 1054 1055 1056 1057 1058 1059 1060 1061 1062 1063 1064 1065 1066 1067 1068 1069 1070 1071 1072 1073 1074 1075 1076 1077 1078 1079 1080 1081 1082 1083 1084 1085 1086 1087 1088 1089 1090 1091 1092 1093 1094 1095 1096 1097 1098 1099 1100</p>	<p>1001 1002 1003 1004 1005 1006 1007 1008 1009 1010 1011 1012 1013 1014 1015 1016 1017 1018 1019 1020 1021 1022 1023 1024 1025 1026 1027 1028 1029 1030 1031 1032 1033 1034 1035 1036 1037 1038 1039 1040 1041 1042 1043 1044 1045 1046 1047 1048 1049 1050 1051 1052 1053 1054 1055 1056 1057 1058 1059 1060 1061 1062 1063 1064 1065 1066 1067 1068 1069 1070 1071 1072 1073 1074 1075 1076 1077 1078 1079 1080 1081 1082 1083 1084 1085 1086 1087 1088 1089 1090 1091 1092 1093 1094 1095 1096 1097 1098 1099 1100</p>
<p>Stempelkopfabteilung 59593</p>	




3



4



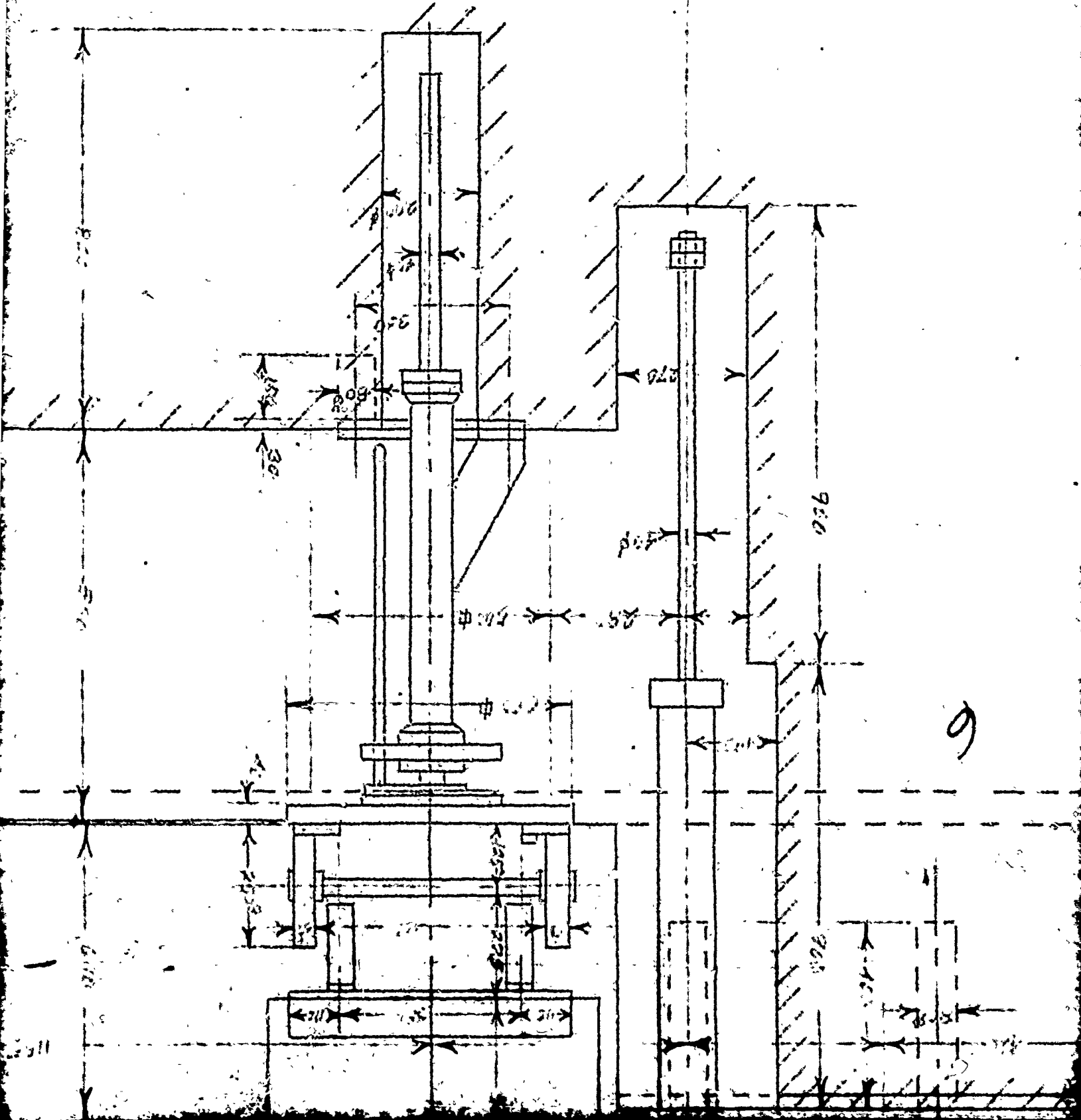
5


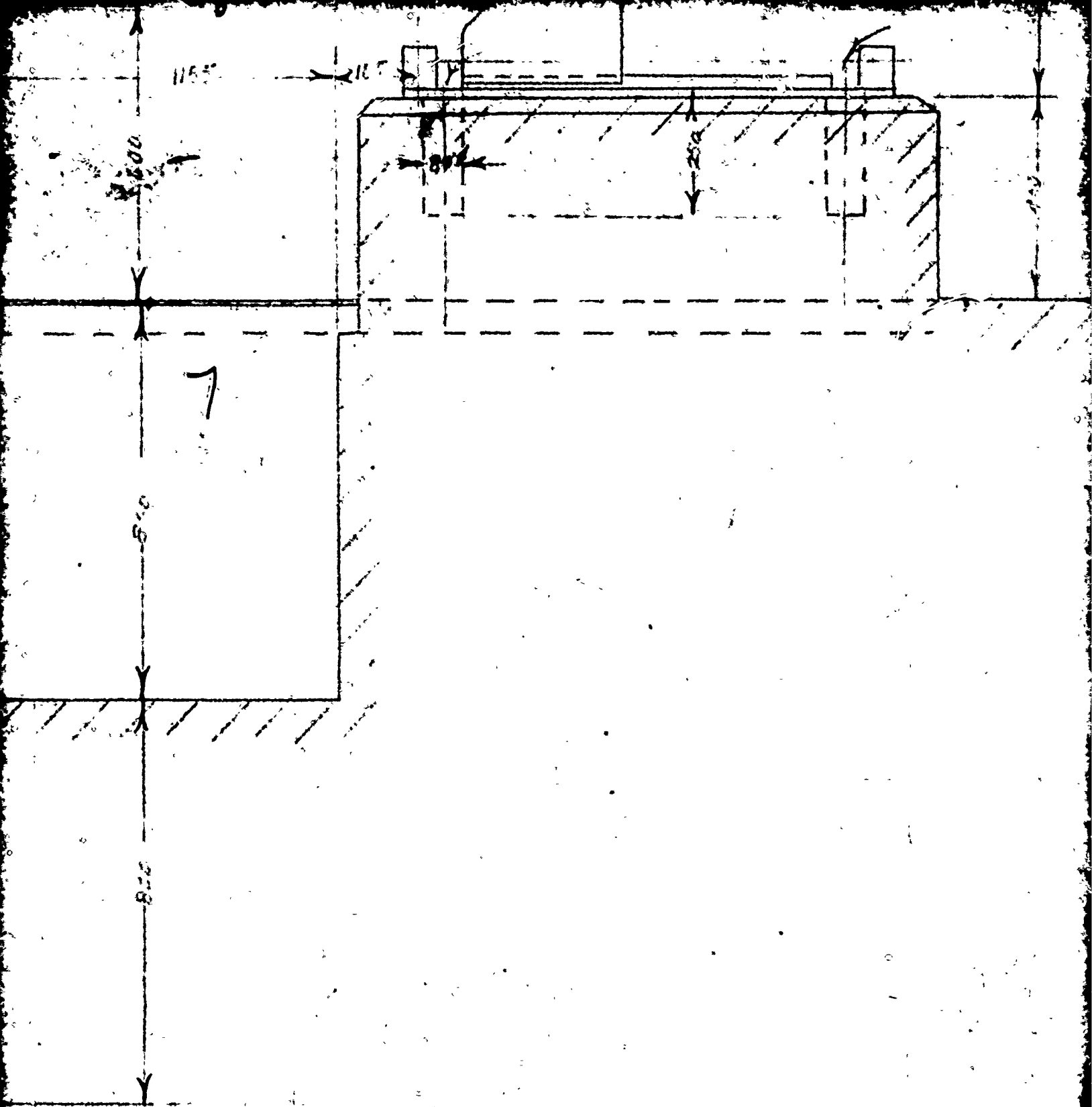



liegende heizbare

Fluss laut 520 735 laut


1050 85 600 915







8



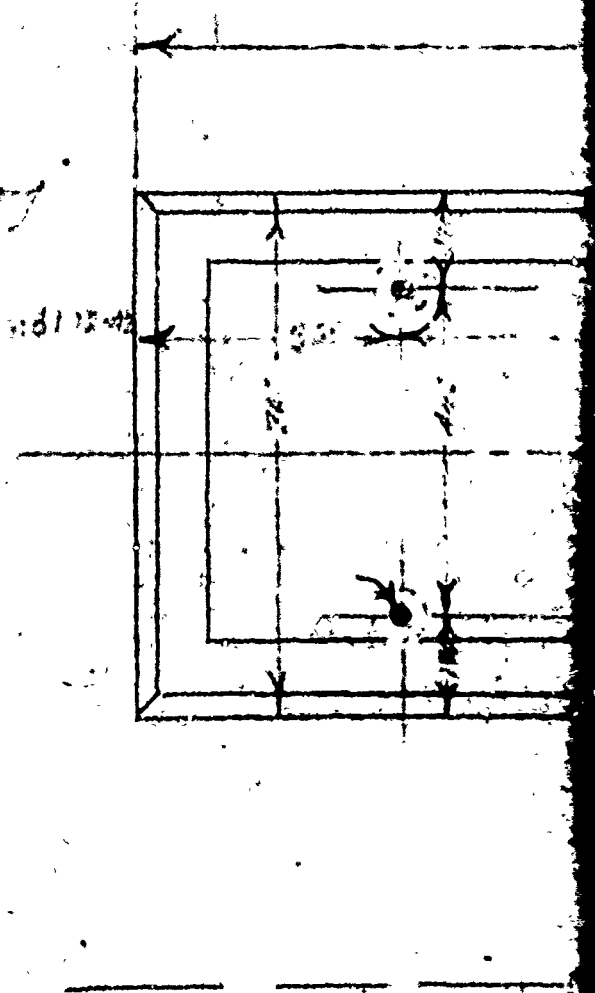
9

liegende heizbare

Strangpresse
Maßstab 1:12

Bohrloch 520 x 734 mm

Bohrloch 120 x 42



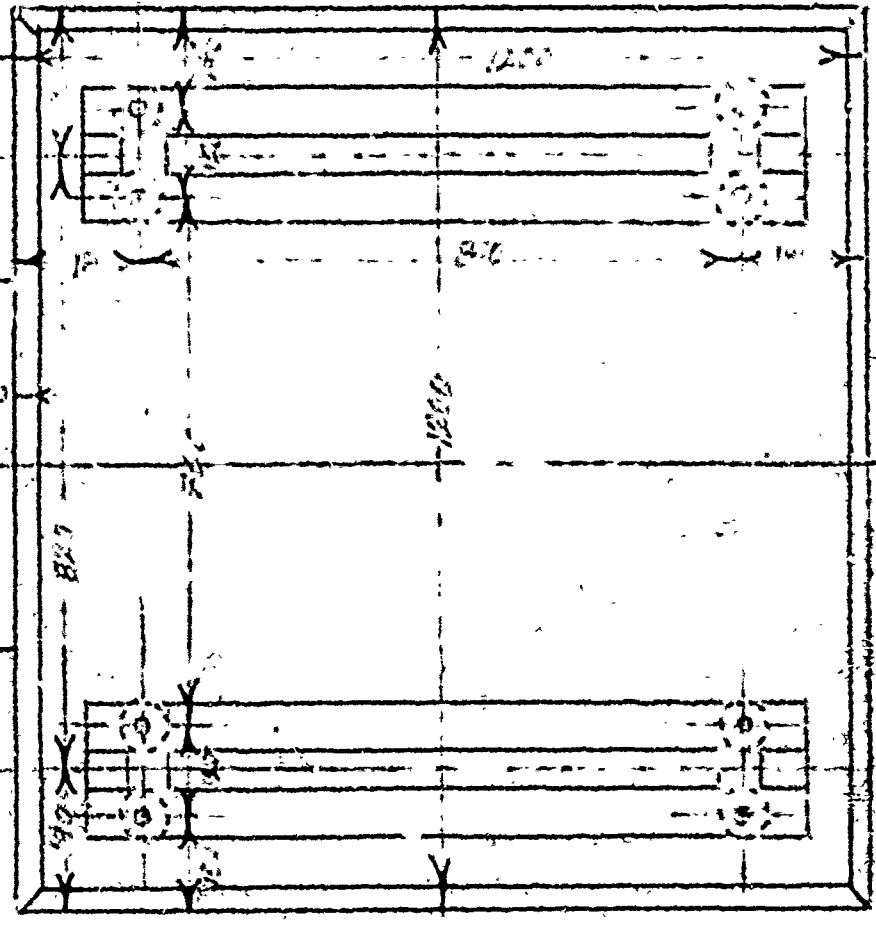
ZN 596

II

315

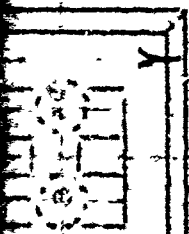
Einsteigehaus

N. 59657




12

443



142



ATI No:

110

TITLE:

German Fifty-two

Extrusion of Decisions

AUTHOR(S):

Colley, R. A. O

OA:

Combined Intelligence

Foreign Title:

Previously cataloged under No:

IO-35753 E/C103/XX

Subject Division:

US Classification:

OA No:

Restar.

C103-1001-0

Organization "Mouth News" for the
to Regulate

the Objectives Sub-Committee

X
K
D

Translation No:

XI-82

Section:

MCI - Form 89B
Library Card
WF-O-24 JUN 48 100M