

TM 750-5-15

DEPARTMENT OF THE ARMY TECHNICAL MANUAL

REF ONLY

ARMY EQUIPMENT DATA SHEETS

CHEMICAL WEAPONS AND DEFENSE EQUIPMENT

*See New TM Dated Aug 1972
B. Rocha area.*



HEADQUARTERS, DEPARTMENT OF THE ARMY
FEBRUARY 1967

TAGO 7040A

SUPERSEDED BY → APRIL 1967

TECHNICAL MANUAL

No. 750-5-15

HEADQUARTERS
DEPARTMENT OF THE ARMY
WASHINGTON, D.C., 17 February 1967

Army Equipment Data Sheets
CHEMICAL WEAPONS AND DEFENSE EQUIPMENT

	Page
INTRODUCTION	
CHAPTER 1. WEAPONS	
SECTION I. Air chemical munitions, smoke tanks, and smoke tank accessories	5
II. Charging and filling equipment for flame throwers, fire bombs, riot control agent dispersers, and smoke tanks	11
III. Chemical agent and agent container handling equipment	25
IV. Flame throwers	37
V. Ground chemical munitions, incendiary devices, and pyrotechnics	45
VI. Riot control agent dispersers	83
VII. Smoke generators and associated equipment	91
CHAPTER 2. DEFENSIVE EQUIPMENT	
SECTION I. Alarms and detection equipment	93
II. Clothing impregnating equipment and supplies	113
III. Collective protection equipment	121
IV. Decontaminating apparatus and supplies	153
V. Hazard evaluation and prediction devices	171
VI. Individual protective equipment	177
VII. Radiation sources	223
CHAPTER 3. MAINTENANCE AND TRAINING EQUIPMENT	
SECTION I. Maintenance and repair equipment	237
II. Training equipment	245

*This manual supersedes TM 3-500, 5 April 1961.

INTRODUCTION

This manual is a reference handbook published as an aid in training, familiarization, and identification of chemical weapons and defense equipment. It is not to be used as authorization for requisitioning, stockage, or issue of this equipment.

The direct reporting by the individual user of errors, omissions, and recommendations for improving this manual is authorized and encouraged. DA Form 2028 (Recommended Changes to DA Publications) will be used for reporting these improvements. This form will be completed using pencil, pen, or typewriter and forwarded direct to Commanding Officer, U.S. Army Edgewood Arsenal, ATTN: SMUEA-TSE-TPE, Edgewood Arsenal, Md. 21010.

CHAPTER 1. WEAPONS
SECTION I. AIR CHEMICAL MUNITIONS, SMOKE TANKS,
AND SMOKE TANK ACCESSORIES

ACCESSORY SET, AIRPLANE SMOKE TANK, M10




Figure 1.

Use: The accessory set is used in servicing and maintaining the M10 airplane smoke tank.

Description: The accessory set for the M10 airplane smoke tank includes gaskets, retainers, clips, seals, lubricating grease, and electric blasting caps (detonators). All components except the blasting caps are packed in a wood packing box, $11\frac{3}{4}$ by $11\frac{3}{4}$ by $8\frac{5}{8}$ inches. The blasting caps are packaged in a separate box so that the entire set does not have to be handled as an explosive.

11-3/4 x 11-3/4 x 8-5/8 inch wooden packing box

Status: Std-A

User: Army, Air Force

Spec/Pd No: MIL-S-10230

B/M Dwg: D28-19-11

Stock No: FSN 1040-368-6085

Basis of Issue: 1 per 20 M10 tanks

Unit of Issue: Each

TM 750-5-15

Pkg. Data: 1/bx.; 47 lb.; 1.9 cu. ft.

Class. & Exp: II-X

CCTC Action: Item 665—Std.; Item 3408—Modernization code; Item 3897—Redesignation and Classification

References: SB 3-30-110; SC 1040-94-CL-E03 and E04

CLUSTER, BOMB, INCAPACITATING BZ, 750-LB., M43

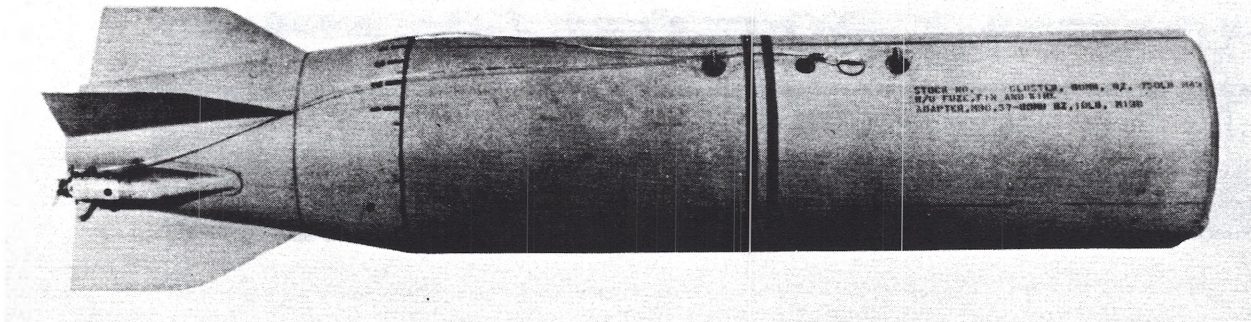


Figure 2.

Use: The M43 750-lb. incapacitating BZ bomb cluster is intended to be used with Army airplanes or Air Force airplanes traveling at subsonic speed to deliver M138 incapacitating BZ bombs on selected targets.

Description: The M43 750-lb. incapacitating BZ bomb cluster consists of M138 incapacitating BZ bombs in an M30 cluster adapter, an M14 tail fin assembly, two M152A1 tail fuzes, and an M23 arming wire.

Status: Std-B

User: Army, Air Force

Spec/Pd No: 196-131-780A

B/M Dwg:

Stock No: 1325-857-0611

Basis of Issue:


Unit of Issue: Each

Pkg. Data: 1/crate; 900 lb.; 14.0 cu. ft.

Class. & Exp: V-X

CCTC Action: Item 3960; Item 3978—Std-B

References: TM 9-1325-200/NAVWEPS OP 3530/TO 11-1-28

CLUSTER, GENERATOR, INCAPACITATING BZ, 175-LB., M44*Figure 3.*

Use: The M44 175-lb. incapacitating BZ generator cluster is used for aerial delivery of M16 50-lb. incapacitating BZ generators on selected targets. The cluster is mounted externally on the wing racks and dropped as a cluster; it may also be disassembled and the M16 generator dropped singly. The M16 generator may be used as a ground emplaced munition.

Description: The M44 175-lb. incapacitating BZ generator cluster consists of three M16 50-lb. incapacitating generators clustered in an M39 generator cluster adapter. When the cluster is dropped from the wing racks of an L19 or L20 aircraft, an M92 arming wire assembly is used. When the cluster is dropped from airplanes of the Mohawk series, a 10-inch extension cable is used with the M92 arming wire.

Status: Std-B

User: Army, Air Force

Spec/Pd No:

B/M Dwg: D336-1-207

Stock No: 1325-857-0610

Basis of Issue:

Unit of Issue: Each

Pkg. Data: 1/crate; 250-lb.; 11.0 cu. ft.

Class. & Exp: V-X

CCTC Action: 3964 and 3978 Std-B

References: TB CML 117

SMOKE TANK, AIRPLANE, M10




Figure 4.

Use: The M10 airplane smoke tank is used to lay smoke screens and to spray liquid agents and simulated liquid agents from airplanes.

Description: The M10 airplane smoke tank is a streamlined gravity discharge tank having a net capacity of 30 gallons. The empty tank weighs about 68 pounds and measures 84 by 20½ by 14 inches. It consists of three parts: A container assembly, an air inlet assembly, and a discharge line assembly. The contents of the tank are released by the explosion of electric blasting caps (detonators) which shatter frangible seals in the air inlet and discharge line assemblies. Liquid in the tank flows from the discharge pipe by gravity. Air entering the air inlet assembly helps force the liquid out of the discharge pipe. The slipstream of the airplane breaks up the liquid into a spray.

Status: Std-A

User: Army, Air Force

Spec/Pd No: MIL-S-13610

B/M Dwg: D28-4-348

Stock No: FSN 1040-368-6078

Basis of Issue:

Unit of Issue: Each

Pkg. Data: 1/crate; 177 lb.; 23.5 cu. ft.

Class. & Exp: IV-NX

CCTC Action: Item 281-Std.; Item 3408—Modernization code

References: TM 3-1040-207-15P, SB 3-30-109, TC 3-11

SECTION II. CHARGING AND FILLING EQUIPMENT FOR FLAME THROWERS, FIRE BOMBS, RIOT CONTROL AGENT DISPERSERS, AND SMOKE TANKS

APPARATUS, FILLING, FIELD, LAND MINE, M2




Figure 5.

Use: The M2 land mine field filling apparatus is used in the field for filling 1-gallon chemical land mines with HD, H, or MR from bulk containers.

Description: The M2 land mine field filling apparatus consists of a pipette assembly and a pedestal assembly. The pipette assembly consists essentially of a pipette, which measures and dispenses the chemical filling; valves and fittings, which control the flow of the filling; and supports and clamps, which fasten the pipette assembly to a bulk container. The pedestal assembly is a metal stand with an elevating table, which can be raised or lowered by a lever.

Status: Std-A

User: Army

Spec/Pd No: MIL-A-12391

B/M Dwg: D21-49-2

Stock No: FSN 1040-368-6170

Basis of Issue: 6/Depot Co.

Unit of Issue: Each

Pkg. Data: 1/box; 198 lb.; 8.0 cu. ft.

Class. & Exp: II-NX

CCTC Action: Item 768—Std.; Item 3408 and 3450—Revised classification and modernization code

References: TM 3-1040-222-15, TM 3-1040-222-25P; SB 3-1040-7

COMPRESSOR, RECIPROCATING, POWER-DRIVEN, FLAMETHROWER, 3½ CFM

AN-4 (WALTER KIDDE)

AN-M4B (STEWART-WARNER 3260101-4)

AN-M4C (STEWART-WARNER 3260101-6)




Figure 6.

Use: The AN-M4-type 3½ c.f.m. flamethrower power-driven reciprocating compressor is used to supply compressed air for charging pressure cylinders of portable flamethrowers and portable riot control agent dispersers.

Description: The AN-M4-type 3½ c.f.m. flamethrower power-driven reciprocating compressor consists of four groups: a frame group, an engine group, a compressor group, and an accessory group. The frame group consists of a two-piece tubular steel frame joined by four threaded connectors, and a carrier assembly. The engine group for the AN-M4 and AN-M4B compressors is a 1½-horsepower military standard gasoline engine, model 1A08-1, with a specially designed gasoline tank. The AN-M4C compressor uses the model 1A08-3 engine. The compressor is a three-stage three-cylinder air-cooled unit capable of compressing 3½ cubic feet of free air per minute to a pressure of 2,000 pounds per square inch. The compressor group consists of the compressor, a cooling fan, an aftercooler, a moisture separator, and a crankcase. The entire unit weighs approximately 72 pounds.

Status: Std-A

AGO 7040A

TM 750-5-15

User: Army, Marine Corps

Spec/Pd No: MIL-C-51051

B/M Dwg: LM 68-13-1522

Stock No: AN-M4, FSN 1040-592-8560; AN-M4B, 1040-848-6075; AN-M4C, 1040-078-5431

Basis of Issue: As replacement for M1A1 compressor Inf. Battle Gp., Armd Rifle Bn., Airborne Battle Gp.; TA 20-2; orgn. auth. irritant gas disperser, portable, or irritant gas disperser, helicopter- or vehicle-mounted; furnished to Marine Corps in accordance with interdepartmental agreement.


Unit of Issue: Each

Pkg. Data: 1/box; 165 lb.; 13.6 cu. ft.

Class. & Exp: II-NX

CCTC Action: Item 3683—MIL. Char.; Item 3720—Std.

References: AN-M4: TM 3-1040-210-12, -35, -20P, -35P; LO 3-1040-210-12 AN-M4B: TM 3-1040-224-12, -35, -20P, -35P; LO 3-1040-224-12 AN-M4C: TM 3-1040-244-12, -34, -20P, -35P; LO 3-1040-244-12

COMPRESSOR, RECIPROCATING, POWER-DRIVEN, 7 CFM, M1*Figure 7.*

Use: The M1 7 CFM power-driven reciprocating compressor is used to compress air for charging portable flamethrower pressure cylinders or commercial cylinders.

Description: The M1 7 CFM power-driven reciprocating compressor is a self-contained skid-mounted unit. The unit comprises a gasoline engine and a compressor both attached to a common subframe. The compressor is driven by four drivebelts from the engine pulley. The engine is a four-cycle air-cooled type and has a single vertical cylinder. The compressor is a three-stage four-cylinder compressor, which is rated at 7 cubic feet per minute at atmospheric pressure and compresses to 2,000 pounds per square inch. The compressor may be used for charging portable flame-thrower pressure tanks or large commercial cylinders. The compressor measures 66 by 33 by 30 inches and weighs 820 pounds.

Status: Std-C

User: Army, Marine Corps

Spec/Pd No:

B/M Dwg:

Stock No: FSN 1040-240-5965

TM 750-5-15

Basis of Issue: TOE 3-7; Furnished to Marine Corps in accordance with interdepartmental agreements

Unit of Issue: Each

Pkg. Data: 1/crate; 1,300 lb.; 69 cu. ft.

Class. & Exp: IV-NX

CCTC Action: Item 2417—Ltd. Std.; Item 3408—Revised classification and modernization code;
Item 3525—Reclassification

References: TM 3-377; SB 3-30-171

COMPRESSOR, RECIPROCATING, POWER-DRIVEN, 7 CFM, M1A1




Figure 8.

Use: The M1A1 7 CFM power-driven reciprocating compressor is used to compress air for charging portable flamethrower pressure cylinders or commercial cylinders.

Description: The M1A1 7 CFM power-driven reciprocating compressor is a self-contained skid-mounted unit. The unit comprises a gasoline engine and a compressor both attached to a common subframe. The compressor is driven by four drivebelts from the engine pulley. The engine is a four-cycle air-cooled type and has a singular vertical cylinder. The compressor is a three-stage four-cylinder compressor, which is rated at 7 cubic feet per minute at atmospheric pressure and compresses at 2,000 pounds per square inch. The compressor may be used for charging portable flamethrower pressure tanks or large commercial cylinders. The compressor measures 66 by 33 by 30 inches and weighs 900 pounds.

Status: Std-B

User: Army, Marine Corps

Spec/Pd No: 196-131-592

TM 750-5-15

B/M Dwg:

Stock No: FSN 1040-273-8458

Basis of Issue: TOE 3-7; furnished to Marine Corps in accordance with interdepartmental agreements

Unit of Issue: Each

Pkg. Data: 1/crate; 1,300 lb.; 69 cu. ft.

Class. & Exp: IV-NX

CCTC Action: Item 2417—Std.; Items 3408 and 3450—Revised classification and modernization code; Item 3683—Reclassification

References: TM 3-1040-203-12, -35, -20P, -35P; LO 3-1040-20312; SB 3-30-171; TM 3-1040-203-ESC

FILLING LINE, METAL, AIRPLANE SMOKE TANK, M3

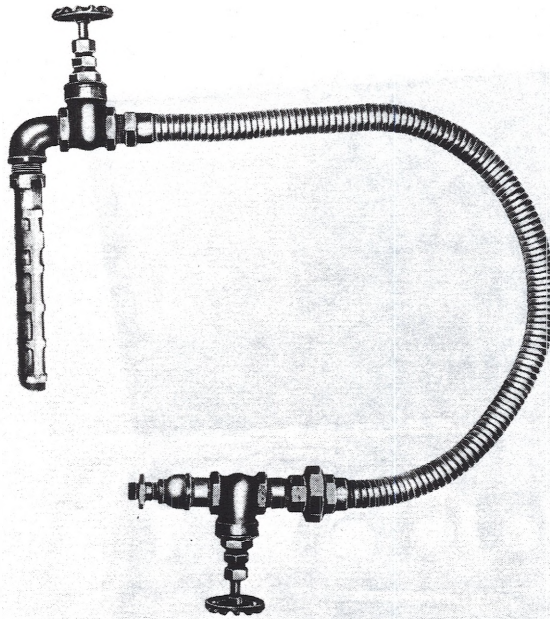


Figure 9.

Use: The M3 airplane smoke tank metal filling line is designed primarily for transferring chemical agents by gravity flow from bulk containers to M10 airplane smoke tanks.

Description: The M3 airplane smoke tank metal filling line consists of four adapter assemblies, a retaining valve, a 1/4- by 2 1/2-inch pipe nipple, a flexible metal hose, a filling valve, a 1 1/4-inch by 90° street elbow, and a nozzle. The four adapter assemblies are used to adapt the filling line to 55-gallon drums and 1-ton containers.

Status: Std-A

User: Air Force, Army

Spec/Pd No: MIL-F-12238

B/M Dwg: D28-13-24

Stock No: FSN 1040-368-6187

Basis of Issue: As required by Air Force; TOE 3-117, TOE 3-500

Unit of Issue: Each

Pkg. Data: 1/bx.; 48 lb.; 2.2 cu. ft.

Class. & Exp: II-NX

CCTC Action: Item 712—Std.; Item 3408—Modernization code

References: TM 3-1040-208-25P; SB 3-30-101

**SERVICE KIT, PORTABLE FLAMETHROWER-RIOT
CONTROL AGENT DISPENSER, M27**




Figure 10.

Use: The M27 portable flame thrower-riot control agent disperser service kit is used with a pressure source to make up the assembly needed when charging pressure cylinders, when testing and adjusting pressure regulators of portable flame throwers and riot control agent dispersers, and when charging commercial air cylinders. The service kit is also used to transfer thickened or unthickened fuel from 55-gallon drums or 5-gallon drums to portable flame throwers, firebombs, or flame land mines.

Description: The M27 portable flame thrower-riot control agent disperser service kit consists of a charging hose assembly, a 6-foot rubber hose assembly, an 8-foot rubber hose assembly, a fuel transfer cap, adapters, quick-disconnect coupling halves, tube reducers, check valve assemblies, a bung wrench, three adjustable wrenches, pliers, antiseize compound, steel wire, socket head screw keys, a compressed gas pressure regulator, a gate valve, and a 15-foot rubber hose.

Status: Std-A

User: Army, Marine Corps

Spec/Pd No: 196-131-771

B/M Dwg: DL81-6-369

Stock No: 1040-736-3230

Basis of Issue: 1 per direct support and general support army maintenance unit that has the mission to service and repair portable flame throwers and riot control agent dispersers; furnished to Marine Corps in accordance with interdepartmental agreement.

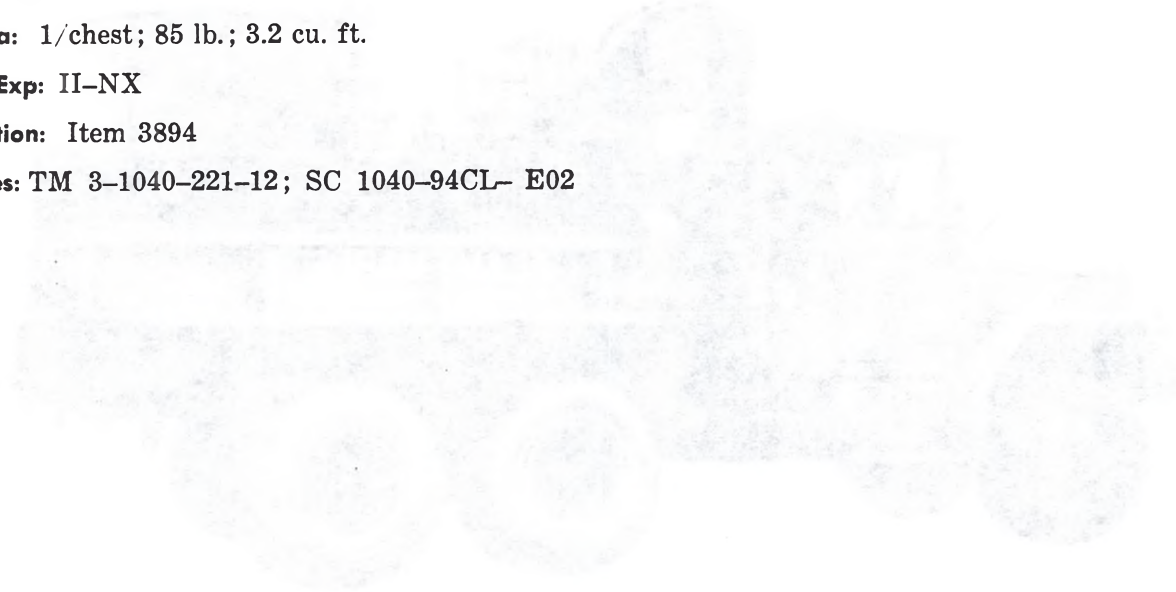
Unit of Issue: Each

Pkg. Data: 1/chest; 85 lb.; 3.2 cu. ft.

Class. & Exp: II-NX

CCTC Action: Item 3894

References: TM 3-1040-221-12; SC 1040-94CL- E02



[Faint, illegible text, likely bleed-through from the reverse side of the page.]

SERVICE UNIT, FLAMETHROWER, TRUCK-MOUNTED, M4




Figure 11.

Use: The M4 truck-mounted flamethrower service unit is used to mix thickened fuel and to supply thickened fuel and compressed air to mechanized flamethrowers.

Description: The M4 truck-mounted flamethrower service unit consists essentially of a power-agitated mixing tank, a power-driven fuel pump, and an air compressor mounted on an M45 truck chassis. A countershaft, mounted on the bed of the truck, is driven by the truck engine through a power takeoff and in turn drives the compressor, fuel pump, and the fuel-mixing equipment. The fuel-mixing tank has a capacity of 280 gallons of thickened fuel. The fuel pump is used to pump liquid fuel into the mixing tank to assist in mixing, and to pump thickened fuel from the mixing tank into flamethrowers or containers. The compressor will compress 63 cubic feet of free air per minute to a pressure of 3,000 pounds per square inch.

Status: Std-B

User: Army, Marine Corps

Spec/Pd No:

B/M Dwg: C81-8-295 through C81-8-297

Stock No: FSN 1040-142-0597

Basis of Issue:

Unit of Issue: Each

Pkg. Data: 16,500 lb.; 1,656 cu. ft.

Class. & Exp: IV-NX

CCTC Action: Item 1202—Mil. Char.; Item 1994—Ltd. Std.; Item 3408—Revised classification and modernization code

References: TM 3-1040-205-12, -35, -20P, -35P; LO 3-1040-205-12; SB 3-30-170

SERVICE UNIT, FLAMETHROWER, TRUCK-MOUNTED, M4A2




Figure 12.

Use: The M4A2 truck-mounted flamethrower service unit is used to mix thickened fuel and to supply thickened fuel and compressed air to flamethrowers, flame field expedients, fire bombs, and other receptacles.

Description: The M4A2 service unit consists of a 200-gallon fuel mixing tank; a 50 c.f.m., 3000 p.s.i. capacity compressor; a control console; a fuel preheating system; and hydraulically powered mixing and pumping equipment mounted on an M35A1 6X6 2½-ton cargo truck. Power for the service unit is supplied by the truck power takeoff; heat for preheating the fuel in cold weather is supplied by the cooling system of the truck. Fuel is delivered from a connection at the rear of the truck; air at 2000 p.s.i. for portable flamethrowers and at 3000 p.s.i. for mechanized flamethrowers is delivered from connections at the left side of the truck body. The M4A2(D) service unit mounts a compressor made by Davey Compressor Co.; the compressor on the M4A2(1R) service unit is made by Ingersoll-Rand Company.

Status: Std-A

User: Army

Spec/Pd No: MIL-S-51173

L/M Dwg No: 81-8-751 (Davey); 81-8-1049 (IR)

Stock No: FSN 1040-740-1152 (Davey); FSN 1040-740-1150 (IR)

Basis of Issue: TOE: 7G, 17G, 37G, 3-7E, 5-35E, 29-56G.

Unit of Issue: Each

Pkg. Data: Length 276 in.; width 96 in.; height (bows removed) 110 in.; weight 16,500 lb.; cubage 105 cu. ft.

Class. & Exp: II-NX

AMCTC Action: 2665 (Std)

References: TM 3-1040-219-12, -35, -20P, -35P

SECTION III. CHEMICAL AGENT AND AGENT CONTAINER HANDLING EQUIPMENT

ADAPTER, LINE FILLING, ONE-TON CONTAINER, M1




Figure 13.

Use: The M1 one-ton container filling line adapter is used for adapting the M3 airplane smoke tank filling line to valves in 1-ton containers, for venting containers, for starting flow from partly filled containers, and for cleaning clogged eduction tubes and valves.

Description: The M1 one-ton container filling line adapter consists of a venting assembly and a filling assembly. Both assemblies are made of piping, valves, and fittings. Both include pressure valve assemblies, which are used to introduce air under pressure into a 1-ton container.

Status: Std-A

User: Army, Air Force

Spec/Pd No: MIL-A-11610

B/M Dwg: C28-10-21

Stock No: FSN 4730-368-6188

Basis of Issue: TOE 3-117, TOE 3-500; furnished to Air Force in accordance with interdepartmental agreements

Unit of Issue: Each

Pkg. Data: 8/box; 124 lb.; 5.8 cu. ft.

Class. & Exp: II-NX

CCTC Action: Item 546—Std.; Item 3408—Modernization code

References: TM 3-4730-200-15; TM 3-4730-200-25P; SB 3-4730-1; SB 3-4940-1

BEAM, HOISTING, AIRPLANE SMOKE TANK, M2




Figure 14.

Use: The M2 airplane smoke tank hoisting beam provides a means for attaching a hoist to an M10 airplane smoke tank.

Description: The M2 airplane smoke tank hoisting beam consists of a U-shaped steel body 32 inches long, two hooks, and a shackle. One of two holes near the upper edge of the body is marked EMPTY, and the other, FULL. The movable shackle is attached to the body by a steel pin through one of these holes, depending on whether the smoke tank to be hoisted is empty or full. The hooks are attached to the lower portion of the body by hookpins through two other holes. All pins are held in place by cotter pins. The hooks are positioned on the beam so that they will engage the suspension lugs in the top of an M10 airplane smoke tank.

Status: Std-A

User: Air Force, Army

Spec/Pd No: MIL-B-12259

B/M Dwg: C28-17-2

Stock No: FSN 1730-368-6193

Basis of Issue: As required by Air Force; TOE 3-500


Unit of Issue: Each

Pkg. Data: 2/bx.; 42 lb.; 0.63 cu. ft.

Class. & Exp: II-X

CCTC Action: Item 634—Mil. Char.; Item 712—Std.; Item 3408—Modernization Code

References: TM 3-1730-200-15; SB 3-30-101

BEAM, HOISTING, LIQUID GAS TANK, M1*Figure 15.*

Use: The M1 liquid gas tank hoisting beam provides a means for attaching a hoist to a 1-ton container.

Description: The M1 liquid gas tank hoisting beam is 71 inches long and weighs 150 pounds. It consists of two structural steel channels bolted together with hooks at the end and a yoke at the center. The hooks are pivoted on studs which are bolted to the channels. Lockpins at each end of the beam lock the hooks against the rim of a 1-ton container while the container is being lifted.

Status: Std-A

User: Army, Air Force

Spec/Pd No: MIL-B-12264

B/M Dwg: C28-10-4

Stock No: FSN 1730-368-6195

Basis of Issue: TOE 3-117, TOE 3-500; furnished to Air Force in accordance with interdepartmental agreements

Unit of Issue: Each

Pkg. Data: 1/box; 192 lb.; 3.2 cu. ft.

Class. & Exp: II-NX

CCTC Action: Item 513—Std.; Item 3408—Modernization code

References: TM 3-662-15, TM 3-1730-201-25P

DISPENSING PUMP, HAND-DRIVEN, M2

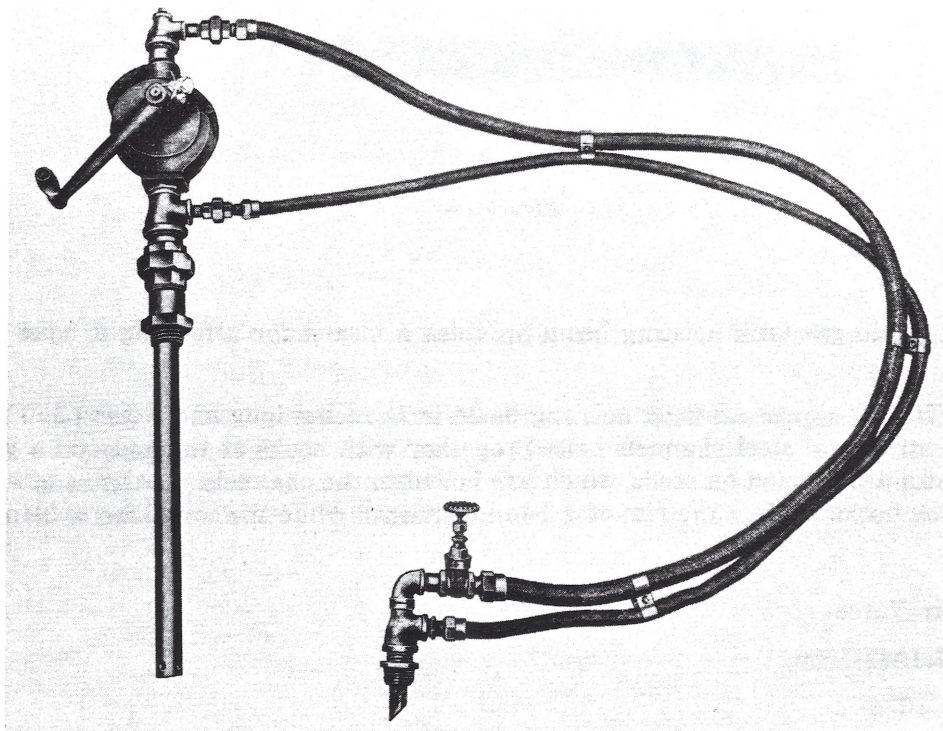


Figure 16.

Use: The M2 hand-driven dispensing pump is used to pump liquid chemical agent from a 55-gallon drum into an M10 airplane smoke tank.

Description: The M2 hand-driven dispensing pump has two essential components: a hand-operated bucket-type rotary pump, having a capacity of 12 gallons per minute, and a filling line consisting of an 8-foot section of $\frac{3}{4}$ -inch flexible metal hose. The pump is equipped with a suction pipe and a revolution counter. The filling line is provided with necessary nozzles, adapters, valves, and a special line for returning toxic vapors to the 55-gallon drum.

Status: Std-B

User: Air Force, Army

Spec/Pd No: MIL-P-13611

B/M Dwg: B28-16-2

Stock No: FSN 1040-368-6189

Basis of Issue: As required by Air Force; TOE 3-117, TOE 3-500

Unit of Issue: Each

Pkg. Data: 1 bx.; 109 lb.; 6.5 cu. ft.

Class. & Exp: II-NX

CCTC Action: Item 86—Mil. Char.; Item 3243—Ltd. Std.; Item 3408—Revised classification and modernization code

References: TM 3-1040-223-15; SM CML 7, 8, & 9-641510; SB 3-1040-14

DISPENSING PUMP, HAND-DRIVEN, M2A1

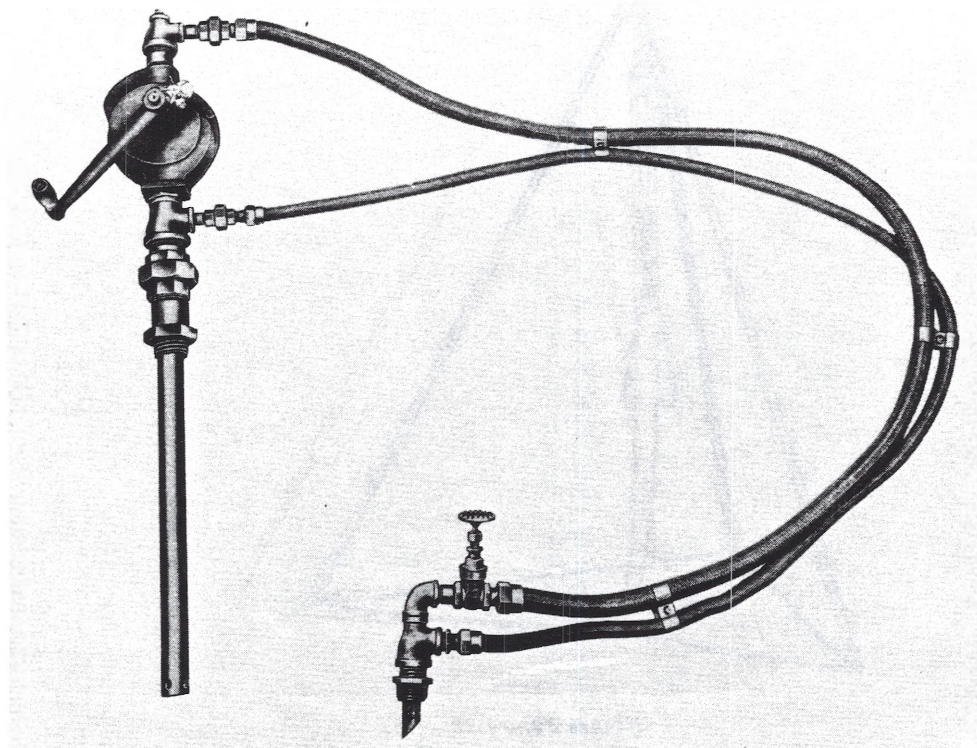


Figure 17.

Use: The M2A1 hand-driven dispensing pump is used to pump liquid chemical agent from a 55-gallon drum into an M10 airplane smoke tank.

Description: The M2A1 hand-driven dispensing pump has two essential components: A hand-operated bucket-type rotary pump, having a capacity of 14 gallons per minute, and a filling line consisting of an 8-foot section of $\frac{3}{4}$ -inch flexible metal hose. The pump is equipped with a suction pipe and a revolution counter. The filling line is provided with necessary nozzles, adapters, valves, and a special line for returning toxic vapors to the 55-gallon drum.

Status: Std-A

User: Air Force, Army

Spec/Pd No:

B/M Dwg:

Stock No: FSN 1040-563-4144

Basis of Issue: As required by Air Force; TOE 3-117, TOE 3-500

Unit of Issue: Each

Pkg. Data: 1/box; 109 lb.; 6.5 cu. ft.

Class. & Exp: II-NX

CCTC Action: Item 3243—Std; Item 3408—Modernization code

References: TM 3-1040-223-15; SB 3-1040-14

HOISTING UNIT, TRIPOD, DRUM, M1

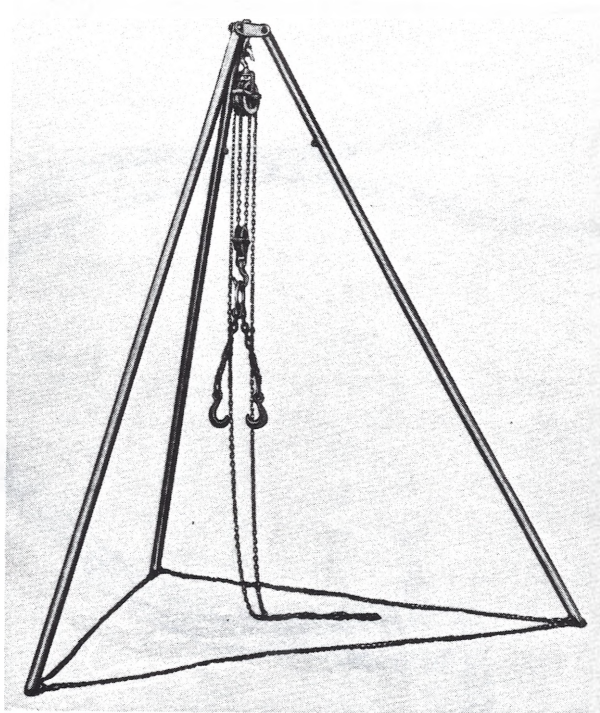


Figure 18.

Use: The M1 drum tripod hoisting unit is used in the field to raise and to suspend a 55-gallon drum of liquid above the container to be filled from the drum.

Description: The M1 drum tripod hoisting unit consists of a tripod assembly, a chain hoist, and a hoist sling. The tripod assembly consists of three steel legs, 9½ feet long, pivoted at one end to a fork. The chain hoist is a ½-ton-capacity differential hoist. The hoist sling is a ¾-inch chain, 40 inches long, with a hoist hook at one end and a ⅝-inch pear-shaped center link.

Status: Std-A

User: Army, Air Force

Spec/Pd No: MIL-H-3407

B/M Dwg: B28-12-4

Stock No: FSN 3950-368-6182

Basis of Issue: TOE 3-7, TOE 3-500; furnished to Air Force in accordance with interdepartmental agreements

Unit of Issue: Each

Pkg. Data: 1/box; 188 lb.; 9.4 cu. ft.

Class. & Exp: II-NX

CCTC Action: Item 1900—Std.; Item 3408—Modernization code

References: TM 3-663-15, TM 3-3950-200-25P; SB 3-3950-1

MECHANISM, VALVE REPLACEMENT, M1




Figure 19.

Use: The M1 valve replacement mechanism is used to remove faulty Chlorine Institute valves from type A. and type D 1-ton containers, and to replace them with new Chlorine Institute valves.

Description: The M1 valve replacement mechanism consists of two old-valve socket wrench assemblies, two new-valve socket wrench assemblies, a ball-and-socket assembly, a valve-socket lever assembly, a shield assembly, an adjustable coupling-chain assembly, and a container-gage assembly. The socket wrench assemblies are held in operating position by the ball-and-socket assembly which is mounted in a hole in the shield assembly. The adjustable coupling-chain assembly fastens the valve replacement mechanism to the front of a 1-ton container. The container-gage assembly is used to determine whether the valve replacement mechanism will fit a 1-ton container.

Status: Std-A

User: Army, Air Force

Spec/Pd No: MIL-M-12971

B/M Dwg: C6-15-88

Stock No: FSN 4940-368-6190

Basis of Issue: TOE 3-117, TOE 3-500; furnished to Air Force in accordance with interdepartmental agreements

Unit of Issue: Each

Pkg. Data: 1/chest; 375 lb.; 14.5 cu. ft.

Class. & Exp: II-NX

CCTC Action: Item 513—Std.; Item 3408—Modernization code

References: TM 3-4940-200-15, TM 3-4940-200-25P; SB 3-4730-1; SB 3-4940-1

STAND, AIRPLANE SMOKE TANK, CARRYING, M1




Figure 20.

Use: The M1 carrying stand is used to support an M10 airplane smoke tank in a horizontal position when the tank is being transported or filled. It can also be used to support the tank in storage.

Description: The M1 airplane smoke tank carrying stand consists essentially of two steel frames connected by two hinge pins. Straphangers at the front and rear of the stand support the smoke tank. The tank is clamped in position in the stand by four rubber cushion guides. Four handles are provided for carrying the stand. A frame yoke welded to the left frame is connected to the right frame by a retaining pin. The weight of an M10 airplane smoke tank pulls the left and right frames together, and holds the tank in the stand by forcing the cushion guides against the sides of the tank.

Status: Std-A

User: Army, Air Force

Spec/Pd No: MIL-S-12773

B/M Dwg: C28-12-58

Stock No: FSN 1730-368-6186

Basis of Issue:

Unit of Issue: Each

Pkg. Data: 1/crate; 75 lb.; 12.4 cu. ft.

Class. & Exp: II-NX

CCTC Action: Item 513—Std.; Item 3408—Modernization code

References: SB 3-1730-2

STAND, AIRPLANE SMOKE TANK, LOADING, M2

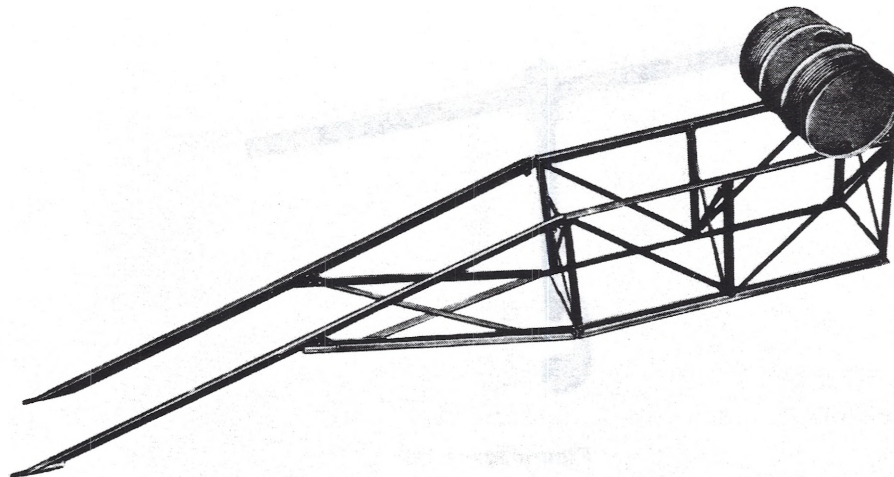


Figure 21.

Use: The M2 airplane smoke tank loading stand is used to support 55-gallon drums during field filling operations.

Description: The M2 airplane smoke tank loading stand consists of a collapsible frame made of angle iron and flat iron bars. When assembled, a rack 6 feet 8 inches long by 2½ feet wide by 3 feet high is provided, to which a 12-foot ramp is integrally attached at a 15° angle. Drums of 55-gallon size may easily be rolled up the ramp onto the rack for filling containers by gravity flow. Two iron bars are provided at the end of the stand opposite the ramp, to permit three drums to be retained simultaneously. When collapsed, the stand measures approximately 11 by 1 1/3 feet.

Status: Std-B

User: Army, Air Force

Spec/Pd No:

B/M Dwg: C28-12-21

Stock No: FSN 1730-368-6183

Basis of Issue:

Unit of Issue: Each

Pkg. Data: 1/wood bx.; 188 lb.; 10.9 cu. ft.

Class. & Exp: II-NX

CCTC Action: Item 1878—Ltd. Std.; Item 3408—Revised classification and modernization code

References: SB 3-1730-2

WRENCH, VALVE-REMOVING, M1




Figure 22.

Use: The M1 valve-removing wrench is used to install or to remove 1-inch angle valves from 1-ton containers.

Description: The M1 valve-removing wrench consists of a steel body and a handle. One end of the body is shaped to fit over a 1-inch angle valve; the other end receives the handle, which is held in place by a setscrew.

Status: Std-A

User: Army, Air Force

Spec/Pd No: MIL-W-12307

B/M Dwg: B68-6-2

Stock No: FSN 5120-368-6191

Basis of Issue: TOE 3-117, TOE 3-500; furnished to Air Force in accordance with interdepartmental agreements

Unit of Issue: Each

Pkg. Data: 10/box; 135 lb.; 6.0 cu. ft.

Class. & Exp: II-NX

CCTC Action: Item 513—Std.; Item 3408—Modernization code

References: TB CML 112; SB 3-5120-1

WRENCH, VALVE-REMOVING, M2



Figure 23.

Use: The M2 valve-removing wrench is used to install or to remove Chlorine Institute valves from 1-ton containers when the M1 valve replacement mechanism cannot be used, and to tighten or loosen valves when using the replacement mechanism.

Description: The M2 valve-removing wrench consists of a steel body and a handle. One end of the body is shaped to fit over a Chlorine Institute valve; the other end receives the handle, which is held in place by a setscrew.

Status: Std-A

User: Army, Air Force

Spec/Pd No: MIL-W-12307

B/M Dwg: B68-6-3

Stock No: FSN 5120-368-6192

Basis of Issue: TOE 3-117, TOE 3-500; furnished to Air Force in accordance with interdepartmental agreements

Unit of Issue: Each

Pkg. Data: 10/box; 140 lb.; 6.2 cu. ft.

Class. & Exp: II-NX

CCTC Action: Item 513—Std.; Item 3408—Modernization code

References: TB CML 112; SB 3-5120-1

SECTION IV. FLAME THROWERS

FLAMETHROWER, MECHANIZED, MAIN ARMAMENT, APC-MOUNTED, M10-8

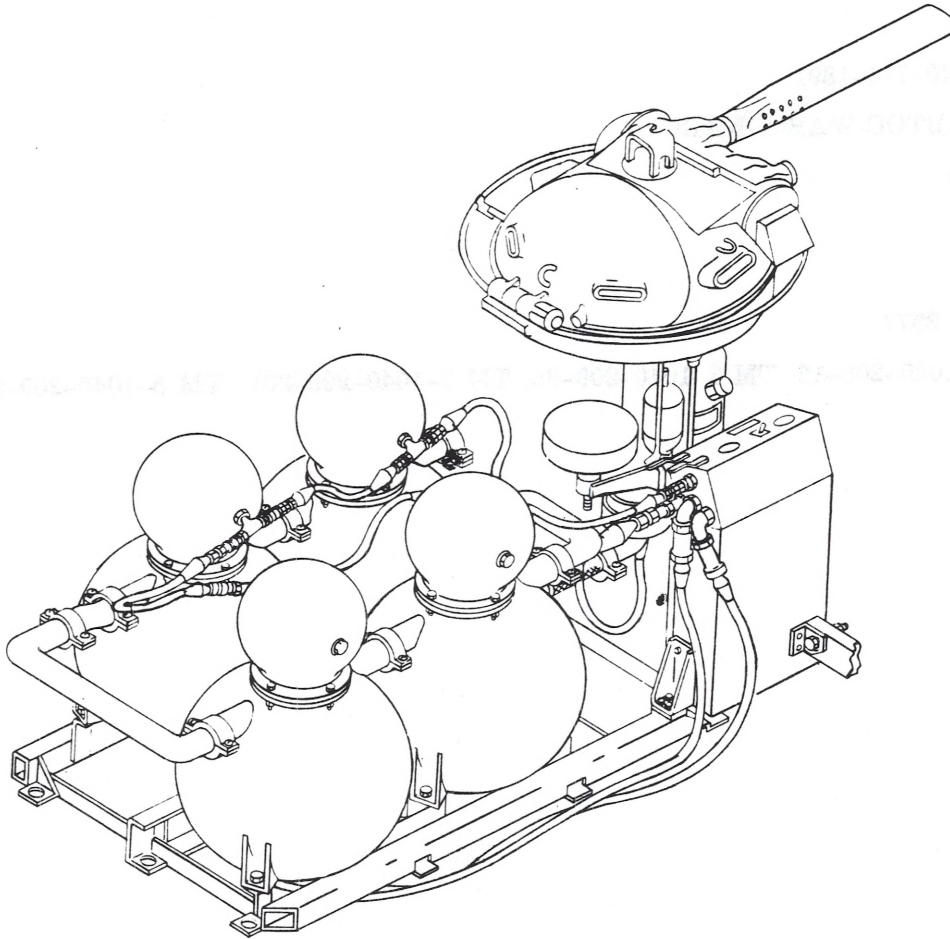


Figure 24.

Use: The M10-8 APC-mounted main armament mechanized flamethrower is permanently installed in an M113 armored personnel carrier. The carrier with the flamethrower as its main armament is designated as the M132/M132A-1 self-propelled flamethrower and is the logistic responsibility of the Major Item Supply Management Agency (MISMA) of Mobility Command.

Description: The M10-8 APC-mounted main armament mechanized flamethrower consists of three major groups: the M8 cupola group which replaces the commander's cupola of the M113 armored personnel carrier; the M10 fuel and pressure group which occupies the cargo compartment of the M113 armored personnel carrier; and the pressure control and CO₂ cabinet group which is mounted in the carrier at the right of the M8 cupola group. The flamethrower

has a fuel capacity of 200 gallons, a firing time of 32 seconds, and a maximum range of 180 meters. Auxilliary equipment used with the flamethrower consists of the M280 periscope, the M104A2 periscope mount, the M73 7.62mm. machine gun, two 10-pound CO₂ fire extinguishers, and M50 instrument light.

Status: Std-A

User: Army

Spec/Pd No: 196-131-754

L/M Dwg No:

Stock No: FSN 1040-714-1891

Basis of Issue: WABTOC-WABCONARC

Unit of Issue: Each

Pkg. Data: N/A

Class: II-NX

CCTC Action: Item 3977

References: TM 3-1040-209-12, TM 3-1040-209-35, TM 3-1040-209-20P, TM 3-1040-209-35P

FLAMETHROWER, MECHANIZED, MAIN ARMAMENT, TURRET-MOUNTED, M7A1-6




Figure 25.

Use: The M7A1-6 turret-mounted main armament mechanized flamethrower is used as an antipersonnel weapon.

Description: The M7A1-6 flamethrower consists essentially of an M7A1 fuel and pressure unit, an M6 flamethrower gun, and associated controls. The flamethrower replaces the 90-mm. gun in an M48A2 medium tank, thereby converting the M48A2 tank into an M67A1 tank flamethrower. The fuel and pressure unit holds 325 gallons of thickened fuel and 10 cubic feet of compressed air at 3,000 p.s.i. A secondary fuel container holds 10.2 gallons of gasoline for igniting the thickened fuel. A high-tension electrical system supplies a spark for ignition. The effective range of the flamethrower is approximately 180 meters; total firing time is approximately 1 minute.

Status: Std-A

User: Army

Spec/Pd No:

B/M Dwg: D81-1-6135

Stock No: FSN 1040-620-4546

Basis of Issue: TA 3-2, 7-2, 60-16, 77-10

Unit of Issue: Each

Pkg. Data: Mounted in tank

Class. & Exp: II-NX

CCTC Action: Item 2452—Mil. Char.; Item 3417—Std.

References: TM 3-1040-206-10, -20, -30, -45; TM 3-1040-206-20P, -35P; LO 3-1040-206-10

FLAMETHROWER, PORTABLE, M2A1-7




Figure 26.

Use: The M2A1-7 portable flamethrower is used as an antipersonnel weapon.

Description: The M2A1-7 portable flamethrower consists of an M2A1 tank group, which is carried on the back; an M7 flamethrower gun; and an M8 hose group, which connects the other two components. The tank group consists of a pressure tank and two fuel tanks. Compressed air enters the tops of the fuel tanks and forces thickened fuel through the hose to the gun. Under 350-pound pressure, approximately 4 gallons of fuel is ejected 45 to 60 yards in 10 seconds in a continuous stream or in a maximum of five bursts. The fuel is ignited by an incendiary charge from an ignition cylinder as it passes from the nozzle of the gun barrel. Five incendiary charges are contained in an ignition cylinder which fits over the forepart of the gun barrel.

Status: Std-B

User: Army, Marine Corps

Spec/Pd No: Gun group: 196-131-648; Tank group: MIL-T-3879; Hose group: MIL-H-51059

B/M Dwg: Gun group: D81-1-4983; Tank group: D81-1481; Hose group: C81-1-7001

Stock No: FSN 1040-586-4560

Basis of Issue: As authorized by theater commander; furnished to Marine Corps in accordance with interdepartmental agreement.

Unit of Issue: Each

Pkg. Data: 1/chest; 108 lb.; 8.2 cu. ft.

Class. & Exp: IV-NX

CCTC Action: Item 3291—Std.; Items 3408 and 3450—Revised classification and modernization code. Item 3763—Reclassification

References: FM 20-33; SB 3-30-151; TM 3-1040-204-14; LO 3-1040-204-20



[Faint, illegible text, likely bleed-through from the reverse side of the page.]

FLAMETHROWER, PORTABLE, ABC-M9-7




Figure 27.

Use: The ABC-M9-7 portable flamethrower is used as an antipersonnel weapon.

Description: The ABC-M9-7 portable flamethrower consists of an M9 fuel and pressure unit, which is carried on the back; an M7 flamethrower gun; and an M8 fuel hose, which connects the other two components. The fuel and pressure unit consists of two connected aluminum fuel tanks, a spherical steel pressure tank and valve, and a pressure regulator. Compressed air enters the tops of the fuel tanks and forces thickened fuel through the hose to the gun under 350-pounds pressure. Approximately 4 gallons of fuel is ejected 45 to 60 yards in 8 seconds in a continuous stream or in a maximum of five bursts. The fuel is ignited by an incendiary charge from an ignition cylinder as it passes from the nozzle of the gun barrel. Five incendiary charges are contained in an ignition cylinder which fits over the forepart of the gun barrel. The flamethrower weighs 26 pounds empty and approximately 50 pounds when filled with thickened fuel.

Status: Std-A

User: Army, Marine Corps

Spec/Pd No: 196-131-750

B/M Dwg: LM81-1-6929

Stock No: FSN 1040-772-5245

Basis of Issue: As authorized by theater commander; furnished to Marine Corps in accordance with interdepartmental agreement

Unit of Issue: Each

Pkg. Data: 1/chest; 64 lb.; 6.8 cu. ft.

Class. & Exp: IV-NX

CCTC Action: Item 3763-Std.; Item 3874-ABC-Std.

References: FM 20-33; TM 3-1040-211-12, -30, -45; LO 3-1040-211-30

IGNITION CYLINDER, FLAMETHROWER, M1

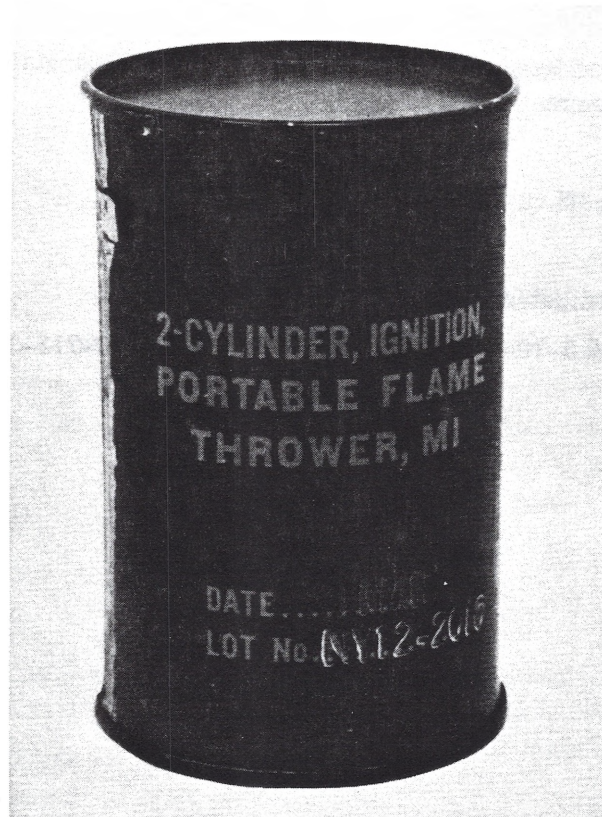


Figure 28.

Use: The M1 flamethrower ignition cylinder is used to ignite the fuel rod in the M2A1-7 and ABC-M9-7 portable flamethrowers.

Description: The M1 flamethrower ignition cylinder is $2\frac{3}{8}$ inches in diameter and $1\frac{1}{2}$ inches high. It is made of plastic and contains five matches, which ignite by friction when their ends are pushed into the cylinder. An incendiary pellet located in a recess next to each match is ignited when the adjacent match is ignited. Each incendiary pellet burns for 6 to 12 seconds.

Status: Std-A

User: Army, Marine Corps

Spec/Pd No: MIL-C-11525

B/M Dwg: LM81-1-454

Stock No: FSN 1375-219-8583

Basis of Issue: Day of supply

Unit of Issue: Each

Pkg. Data: 2/can, 50 cans/box; 52 lb.; 1.2 cu. ft.

Class. & Exp: V-X

CCTC Action: Item 979-Std.; Item 3408—Modernization code

References: TM 3-1040-204-14, TM 3-1040-211-12; SB 3-30-172

SECTION V. GROUND CHEMICAL MUNITIONS, INCENDIARY DEVICES, AND PYROTECHNICS

BURSTER, INCENDIARY, FIELD, M4




Figure 29.

Use: The M4 field incendiary burster is used primarily with field-improvised incendiary munitions filled with thickened fuel. Its purpose is to burst the fuel container, to ignite the fuel, and to scatter it over a large area.

Description: The M4 field incendiary burster consists of a steel burster tube assembly containing two concentric plastic tubes filled with explosive-incendiary components. The steel tube is sealed at the ends with bayonet-type fittings, a cap at one end and a plug at the other. A hole in the plug end accommodates the firing device, which may be a fuze, blasting cap, detonating cord, or any standard boobytrap firing device. The burster tube is approximately 12 $\frac{1}{4}$ inches long and 1 $\frac{1}{4}$ inches in inside diameter. Two or more bursters may be joined together by removing the plug from one burster and the cap from another and joining the two open ends by means of the bayonet-type fitting.

Status: Std-A

User: Army

Spec/Pd No: MIL-B-46211

B/M Dwg: LM 37-4-54

Stock No: FSN 1345-690-7338

Basis of Issue: To be determined by USCONARC

Unit of Issue: Each

Pkg. Data: 20/box; 50 lb.; 0.8 cu. ft.

Class. & Exp: V-X

CCTC Action: Item 3520—Std.

References: TB 3-300-2

CRYPTOGRAPHIC EQUIPMENT DESTROYER, INCENDIARY, TH1, M1A1

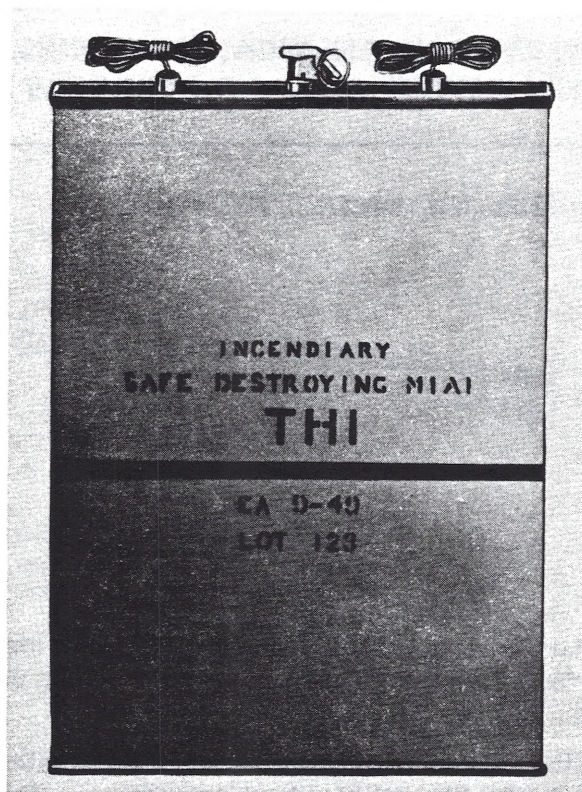


Figure 30.

Use: The M1A1 incendiary cryptographic equipment destroyer is designed for the sole purpose of destroying cryptographic equipment ASAM 2-1, CSP 889, or CSP 2900 stored in a Signal Corps CH-76 two-section safe.

Description: The M1A1 incendiary cryptographic equipment destroyer is a sheet-metal box, 21 inches long by 15 inches wide by 1 $\frac{1}{4}$ inches deep, filled with 28 pounds of TH1 incendiary mixture and fitted with two electric squibs and an M201A1 fuze with a shortened safety lever. Three cellulose acetate cups filled with first-fire mixture are embedded in the filling; one directly under the fuze, the other two under the electric squibs. Three metal hangers and six bolts, washers, and nuts are furnished for installing the incendiary in a CH-76 safe.

Status: Std-B

User: Army

Spec/Pd No: MIL-I-10243

B/M Dwg: C4-4-16

Stock No: FSN 1375-219-8562

Basis of Issue: SB 725-1300-1

Unit of Issue: Each

Pkg. Data: 1/box; 55 lb.; 1.1 cu. ft.

Class. & Exp: V-X

CCTC Action: Item 2420—Ltd. Std.; Item 3408—Revised classification and modernization code

References: TM 3-215; TB CML 109; SB 3-30-154; TA 23-100

CRYPTOGRAPHIC EQUIPMENT DESTROYER, INCENDIARY, TH1 AND TH4, M1A2

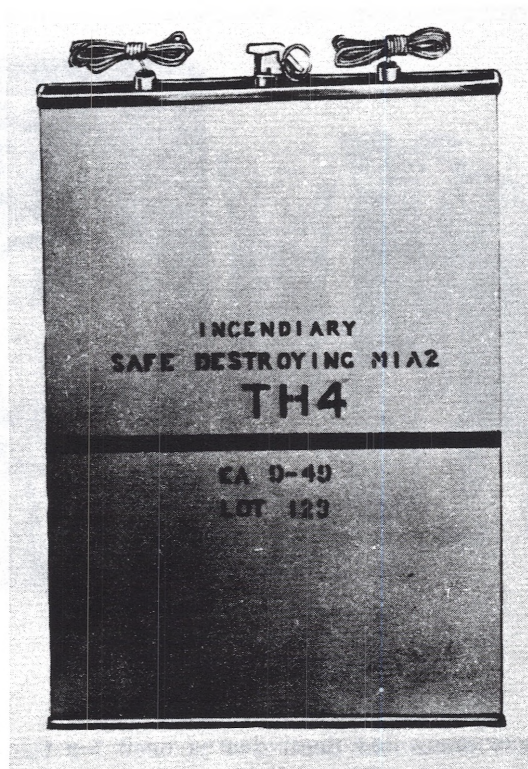


Figure 31.

Use: The M1A2 TH1 and TH4 incendiary cryptographic equipment destroyer is designed for the sole purpose of destroying cryptographic equipment ASAM 2-1, CSP 889, or CSP 2900 stored in a Signal Corps CH-76 two-section safe.

Description: The M1A2 TH1 and TH4 incendiary cryptographic equipment destroyer is a sheet-metal box, 21 inches long by 15 inches wide by 1¼ inches deep, filled with 28 pounds of TH1 incendiary mixture and fitted with an M210 incendiary fuze and two M209 electric smokepot fuzes. Three cellulose acetate cups filled with first-fire mixture are embedded in the filling; one directly under the fuze, the other two under the electric squibs. Three metal hangers and six bolts, washers, and nuts are furnished for installing the incendiary in a CH-76 safe.

Status: TH4-Std-A; TH1-Std-B

User: Army, Air Force, Navy, Marine Corps

Spec/Pd No: MIL-I-12469

B/M Dwg: LM 4-4-46

Stock No: FSN 1375-383-3908

Basis of Issue: SB 725-1300-1

Unit of Issue: Each

Pkg. Data: 1/box; 55 lb.; 1.1 cu. ft.

Class. & Exp: V-X

CCTC Action: Item 2420—Std.; Item 3408—Modernization code; Item 3799—Std.-B

References: TM 3-215; TB CML 109; TA 23-100-series; SB 3-30-154

DOCUMENT DESTROYER, EMERGENCY, INCENDIARY, M3



Figure 32.

Use: The M3 incendiary emergency document destroyer is used for the rapid destruction of a maximum of 70 pounds of paper or cardboard by burning.

Description: The M3 incendiary emergency document destroyer consists of five packages of sodium nitrate, an igniter charge, a screen, a retaining band assembly, two M25 igniters, and a box of safety matches in a fiberboard packing drum. In use, the sodium nitrate is mixed with paper in a 55-gallon metal drum, the igniter charge is spread over the paper, the drum is covered by the screen, and an igniter is activated and dropped into the drum. Matches can be used for ignition instead of the M25 igniter if necessary. Seventy pounds of paper can be destroyed in approximately 20 minutes with the document destroyer.

Status: Std-A

User: Army, Air Force, Navy

Spec/Pd No: MIL-D-14360

B/M Dwg: LM 4-11-12

Stock No: FSN 1375-529-8004

Basis of Issue: SB 725-1300-1; furnished to Air Force and Navy in accordance with interdepartmental agreements

Unit of Issue: Each

Pkg. Data: 1/drum; 117 lb.; 3.5 cu. ft. (packaged without igniters when specified by user)

Class. & Exp: V-X

CCTC Action: Item 2577—Mil. Char.; Item 3123—Std.; Item 3408—Modernization code

References: TB 3-300-1; SB 3-30-74; TA 23-100-series

FILE DESTROYER, INCENDIARY, ABC-M4




Figure 33.

Use: The ABC-M4 incendiary file destroyer is used to destroy classified papers in three- or four-drawer filing cabinets when the papers are in danger of being captured or confiscated.

Description: The ABC-M4 incendiary file destroyer consists of 44 oxidizer boxes filled with sodium nitrate; 4 igniter boxes filled with a mixture of sodium nitrate and wood flour and fitted with electric squibs; and 4 racks made of metal links. The oxidizer boxes and igniter boxes are made of celluloid and measure 8¼ inches wide by 10½ inches long by ½ inch thick. The oxidizer boxes furnish oxygen to support combustion in a closed file drawer; the igniter boxes supply igniting flame when the electric squibs are activated; and the racks keep paper and oxidizer boxes compressed while the incendiary is burning in a file drawer. Forty-four pounds of paper in file drawers can be destroyed with the file destroyer.

Status: Std-A

User: Army, Navy, Air Force

Spec/Pd No: MIL-I-13549

B/M Dwg: LM 4-11-103

Stock No: FSN 1375-219-8564

Basis of Issue: SB 725-I300-1

Unit of Issue: Each

Pkg. Data: 1/box; 117 lb.; 3.5 cu. ft.

Class. & Exp: V-X

CCTC Action: Item 2699—Mil. Char. and Std.; Item 3408—Modernization code; Item 3788—ABC-Std.

References: TB CML 110, SB 3-30-72

GRENADE, HAND AND RIFLE, SMOKE, WP, M34



Figure 34.

Use: The M34 WP smoke hand and rifle grenade is a bursting-type munition used for antipersonnel, screening, and incendiary effect.

Description: The M34 WP smoke hand and rifle grenade is a grooved, cylindrical steel container, $2\frac{3}{8}$ inches in diameter and $5\frac{1}{2}$ inches long, filled with 15 ounces of WP and fitted with an M206A2 detonating fuze. The fuze is screwed into a fuze well in the center of the grenade. The body is tapered at the bottom so that the grenade can be mounted on an M1A2 grenade projection adapter for launching from a rifle. The radius of burst is approximately 35 yards. The fuzed grenade weighs approximately $11\frac{1}{2}$ pounds.

Status: Std-A

User: Army, Air Force, Marine Corps

Spec/Pd No: MIL-G-46690

B/M Dwg: LM 13-7-4

Stock No: FSN 1330-676-267

Basis of Issue: TA 23-100-series, TA 23-101; as required by Marine Corps

Unit of Issue: Each

Pkg. Data: 16/box; 42 lb.; 0.7 cu. ft.

Class. & Exp: V-X

CCTC Action: Item 3553-Std.

References: TM 9-1330-200; SB 3-1330-1; -2

GRENADE, HAND, COLORED SMOKE, M18



Figure 35.

Use: The M18 colored smoke hand grenade is used to generate colored smoke for signaling.

Description: The M18 colored smoke hand grenade is a cylindrical metal container, 2.5 inches in diameter and 4.5 inches high, filled with 11.5 ounces of either green, red, violet, or yellow smoke mixture, and fitted with an M201A1 grenade fuze. The fuze is screwed into a fuze adapter in the top of the grenade. The fuze has a delay time of approximately 2 seconds. Six emission holes are located in the top of the grenade, and one is located in the bottom. The emission holes are covered with adhesive tape to protect the filling from moisture. The burning time of the grenade is 50 to 90 seconds. The grenade weighs 19 ounces.

Status: Std-A

User: Army, Navy, Air Force

Spec/Pd No: MIL-G-12326

B/M Dwg: LM 13-19-37

Stock No: Green smoke, FSN 1330-289-6851; red smoke, FSN 1330-289-6852; violet smoke, FSN 1330-289-6853; yellow smoke, FSN 1330-289-6854

Basis of Issue: TA 23-100-series, TA 23-101; as required by Navy and Air Force

Unit of Issue: Each

Pkg. Data: 16/box; 34 lb.; 0.8 cu. ft.

Class. & Exp: V-X

CCTC Action: Item 696-Mil. Char.; Item 837-Std.; Items 3408 and 3450—revised classification and modernization code

References: FM 23-30; TM 3-215, TM 9-1330-200; SB 3-30-150

GRENADE, HAND, INCENDIARY, TH3, AN-M14

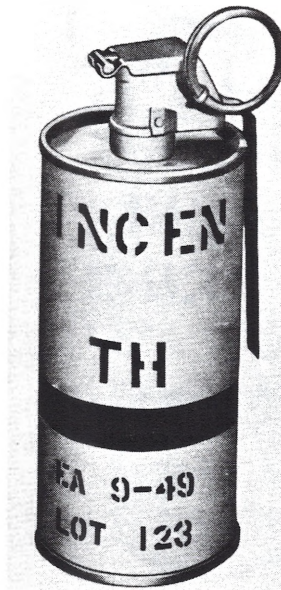


Figure 36.

Use: The AN-M14 TH3 incendiary hand grenade is used primarily to destroy equipment. It can also be used for casualty effect by converting it to a bursting munition (TM 9-1330-200).

Description: The AN-M14 TH3 incendiary hand grenade is a cylindrical metal container, 2½ inches in diameter and 4½ inches high, filled with 26 ounces of thermate and fitted with an M201A1 grenade fuze. The M201A1 fuze is screwed into a fuze adapter and extends into a depression in the thermate filling which is covered with a layer of starter mixture. The fuze has a delay time of about 2 seconds. The thermate burns with intense heat (approximately 4,000° F.) for 30 to 45 seconds and produces molten iron. The grenade weighs approximately 2 pounds.

Status: Std-A

User: Army, Navy, Air Force

Spec/Pd No: MIL-G-12297

B/M Dwg: D13-17-2

Stock No: FSN 1330-219-8557

Basis of Issue: SB 725-1300-1; TA 23-100-series, TA 23-101; as required by Navy and Air Force

Unit of Issue: Each

Pkg. Data: 16/box; 47 lb.; 0.8 cu. ft.

Class. & Exp: V-X

CCTC Action: Items 308 and 490—Mil. Char.; Item 2706—Std.; Item 3408—Modernization code

References: FM 23-30; TM 3-215, TM 9-1330-200; SB 3-30-159

GRENADE, HAND, RIOT, CN-DM, M6




Figure 37.

Use: The M6 CN-DM riot hand grenade is used to control riots and other disturbances. It can also be used in training.

Description: The M6 CN-DM riot hand grenade is a cylindrical metal container, 2.5 inches in diameter and 4.5 inches high, filled with 0.64 pound of CN-DM mixture and fitted with an M201A1 hand grenade fuze. The CN-DM filling is a mixture of CN, DM, magnesium oxide, and smokeless powder. The fuze is screwed into a fuze adapter in the top of the grenade body. The fuze has a delay time of about 2 seconds. There are 18 emission holes in the side of the grenade and 6 in the top. The holes are covered with adhesive tape to protect the filling from moisture. The burning time of the grenade is 20 to 60 seconds. The grenade weighs 1.06 pounds.

Status: Std-B

User: Army, Navy, Air Force

Spec/Pd No: MIL-G-10124

B/M Dwg: C13-22-2

Stock No: FSN 1330-219-8579

Basis of Issue: TA 23-100-series, TA 23-101; as required by Navy and Air Force

Unit of Issue: Each

Pkg. Data: 16/box; 33 lb.; 0.8 cu. ft.

Class. & Exp: V-X

CCTC Action: Item 3057—Mil. Char. (Rev.); Item 3330—Ltd. Std.; Item 3408—Revised classification and modernization code; Item 3970—Redesignation.

References: FM 23-30; TM 3-215, TM 9-1330-200; SB 3-30-161

GRENADE, HAND, RIOT, CN-DM, M6A1




Figure 38.

Use: The M6A1 CN-DM riot hand grenade is used to control riots and other disturbances. It can also be used in training.

Description: The M6A1 CN-DM riot hand grenade is a cylindrical metal container, 2.5 inches in diameter and 4.5 inches high, filled with 0.31 pound of CN and 0.29 pound of DM and fitted with an M201A1 hand grenade fuze. The top surface of the DM filling and the walls of holes through both agents are coated with starter mixture. When the grenade is ignited, adhesive tape covering four ventholes in the top of the grenade and one venthole in the bottom is blown off, and CN-DM is disseminated through the holes. The burning time of the grenade is 20 to 50 seconds. The grenade weighs 1¼ pounds.

Status: Std-A

User: Army, Navy, Air Force

Spec/Pd No: MIL-G-45401

B/M Dwg: D13-22-8

Stock No: FSN 1330-555-5373

Basis of Issue: TA 23-100-series, TA 23-101; as required by Navy and Air Force

Unit of Issue: Each

Pkg. Data: 16/box; 37 lb.; 0.8 cu. ft.

Class. & Exp: V-X

CCTC Action: Item 3057—Mil. Char.; Item 3330—Std.; Item 3408—Revised classification and modernization code; Item 3970—Name change

References: TM 9-1330-200; SB 3-30-161

GRENADE, HAND, RIOT, CN, M7



Figure 39.

Use: The M7 CN riot hand grenade is used to control riots and other disturbances. It can also be used in training.

Description: The M7 CN riot hand grenade is a cylindrical metal container, 2.5 inches in diameter and 4.5 inches high, filled with 0.64 pound of CN mixture and fitted with an M201A1 hand grenade fuze. The fuze is screwed into a fuze adapter in the top of the grenade body. The fuze has a delay time of approximately 2 seconds. Eighteen emission holes are located in the side of the grenade. The emission holes are covered with adhesive tape to protect the filling from moisture. The burning time of the grenade is 20 to 60 seconds. The grenade weighs 1.06 pounds.

Status: Std-B

User: Army, Navy, Air Force

Spec/Pd No: MIL-G-13961

B/M Dwg: D13-21-2

Stock No: FSN 1330-219-8576

Basis of Issue: TA 23-100-series, TA 23-101; as required by Navy and Air Force

Unit of Issue: Each

Pkg. Data: 16/box; 33 lb.; 0.8 cu. ft.

Class. & Exp: V-X

CCTC Action: Item 1843—Sub. Std.; Item 3408—Revised classification and modernization code; Item 3970—Redesignation

References: FM 23-30; TM 3-215, TM 9-1330-200; SB 3-30-161

GRENADE, HAND, RIOT, CN, M7A1



Figure 40.

Use: The M7A1 CN riot hand grenade is used to control riots and other disturbances. It can also be used in training.

Description: The M7A1 CN riot hand grenade is a cylindrical metal container 2½ inches in diameter and 4½ inches high, filled with ¾ pound of CN mixture and fitted with an M201A1 grenade fuze. The fuze is screwed into a fuze adapter in the top of the grenade body. The fuze has a delay time of approximately 0.7 to 2.0 seconds. Four emission holes are located in the top of the grenade and one in the bottom. The emission holes are covered with adhesive tape to protect the filling from moisture. The burning time of the grenade is 20 to 60 seconds. The grenade weighs 1.16 pounds. The M7 grenade differs from the M7A1 grenade in that the M7A1 is filled with an improved CN mixture, and the emission holes are differently located.

Status: Std-B

User: Army, Navy, Air Force

Spec/Pd No: MIL-G-11968

B/M Dwg: D13-21-6

Stock No: FSN 1330-219-8577

Basis of Issue: TA 23-100-series, TA 23-101; as required by Air Force and Navy

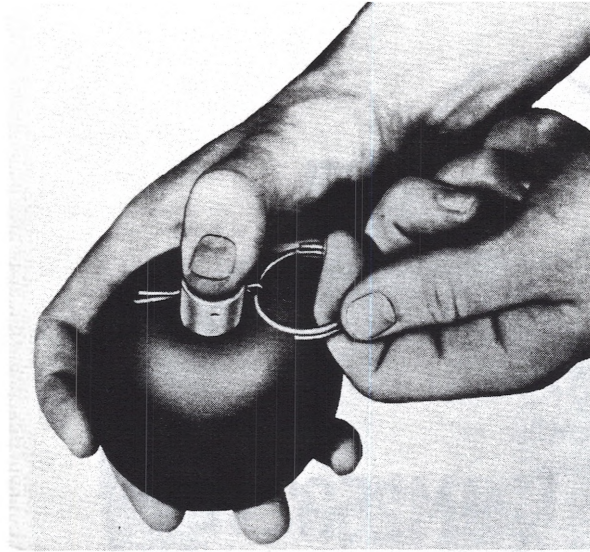
Unit of Issue: Each

Pkg. Data: 16/box; 35 lb.; 0.8 cu. ft.

Class. & Exp: V-X

CCTC Action: Item 1474—Std.; Item 3408—Modernization code; Item 3970—Redesignation; Item 4120—Std. B.

References: FM 23-30; TM 3-215, TM 9-1330-200; SB 3-30-161

GRENADe, HAND, RIOT, CN1, ABC-M25A1*Figure 41.*

Use: The ABC-M25A1 CN1 riot hand grenade is used to control riots and other disturbances.

Description: The ABC-M25A1 CN1 riot hand grenade consists essentially of a spherical plastic body, 2.96 inches in diameter, filled with 0.21 pound of a mixture of CN and magnesium oxide, and equipped with an integral fuze assembly. The fuze assembly is contained in a sleeve which extends through the center of the grenade. A safety pin retains an arming sleeve which controls the fuze action. After the safety pin is withdrawn, the fuze functions when the arming sleeve is released. After 1.4 to 3 seconds delay, a detonator in the fuze explodes and shatters the grenade, releasing the CN filling. The radius of effectiveness of the CN cloud is approximately 5 yards from the point of burst. The grenade weighs 0.47 pound.

Status: Std-B

User: Army

Spec/Pd No: MIL-G-10280

B/M Dwg: B13-25-26

Stock No: FSN 1330-219-8578

Basis of Issue: TA 23-100-series, TA 23-101

Unit of Issue: Each

Pkg. Data: 50/box; 60 lb.; 2.0 cu. ft.

Class. & Exp: V-X

CCTC Action: Item 809—Mil. Char.; Item 1898—CN1, M25A1 Modernization code; Item 3687—Reclassification; Item 3874—ABC-Std

References: FM 23-30, TM 3-215, TM 9-1330-200, SB 3-30-156

**GRENADE, HAND, RIOT, CN1, CS1,
DM1 OR SIMULANT T1, ABC-M25A2**



Figure 42.

Use: The ABC-M25A2 riot hand grenades, filled with CN1, CS1 or DM1 are used to control riots; the grenade filled with simulant T1 is used in training.

Description: The ABC-M25A2 grenades are identical except for their fillings. The grenade consists of a spherical plastic body, slightly less than 3 inches in diameter, filled with CN1, CS1, DM1, or simulant T1 (talc). The body is made of two molded plastic hemispheres cemented together. The fuze assembly is contained in a slider which moves in an integrally molded burster well. A safety pin retains an arming sleeve which controls the fuze action. After the safety pin is withdrawn, release of the arming sleeve permits the spring-loaded slider to travel the length of the burster well to impact on a firing pin at the bottom of the well, exploding the detonator after a 1.4- to 3-second delay and shattering the grenade and dispersing its filling. Grenade fillings are 95 percent CN, CS, DM, or simulant T1 plus 5 percent silica aerogel. The grenade weighs approximately 1/2 pound.

Status: Std-A (CS1, DM1, Simulant T1); Std-B (CN1)

User: Army

Spec/Pd No: MIL-G-46459

B/M Dwg: LM 13-25-55

Stock No: (CN1) FSN 1330-682-1645; (CS1) FSN 1330-645-6211; (DM1) FSN 1330-682-4646;
(Simulant T1) FSN 1330-782-5515

Basis of Issue: TA 23-100-series, TA 23-101

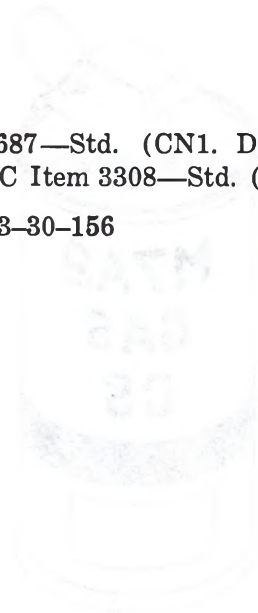
Unit of Issue: Each

Pkg. Data: 50/box; 50 lb.; 1.8 cu. ft.

Class. & Exp: V-X

CCTC Action: Item 3239—MIL. Char.; Item 3687—Std. (CN1. DM1); Item 3581—Std. (CS1);
Item 3874—ABC-Std (CS1, DM1); AMCTC Item 3308—Std. (simulant T1)

References: FM 23-30; TM 9-1330-200; SB 3-30-156



GRENADE, HAND, RIOT, CS, ABC-M7A2 AND M7A3



Figure 43.

Use: The ABC-M7A2 and M7A3 CS riot hand grenades are used to control riots and other disturbances.

Description: The ABC-M7A2 and M7A3 CS riot hand grenades are cylindrical metal containers approximately 2¼ inches in diameter filled with approximately 9½ ounces of CS mixture and fitted with an M201A1 grenade fuze which is screwed into a fuze adapter in the top of the grenade body. The fuze has a delay time of approximately 0.7 to 2.0 seconds. Four emission holes are located in the top of the grenade. The emission holes are covered with adhesive tape to protect the filling from moisture. The burning time of the grenade is from 15 to 30 seconds. It weighs approximately 1 pound. The M7A2 differs from the M7A3 grenade only in the way in which the filling is manufactured.

Status: ABC-M7A2, Std-B; M7A3, Std-A

User: Army, Air Force, Navy, Marine Corps

Spec/Pd No: MIL-G-46969

B/M Dwg:

Stock No: M7A2, 1330-799-8816; M7A3, 1330-965-0802

Basis of Issue:

Unit of Issue: Each

Pkg. Data: 16/box, 30 lb., 0.9 cu. ft.

References: TM 9-1330-200

GRENADE, HAND, SMOKE, HC, AN-M8




Figure 44.

Use: The AN-M8 HC smoke hand grenade is used to generate white smoke for screening and signaling.

Description: The AN-M8 HC smoke hand grenade is a cylindrical metal container, 4½ inches high and 2½ inches in diameter, filled with 19 ounces of HC smoke mixture and fitted with an M201A1 grenade fuze. The fuze is screwed into a fuze adapter in the top of the grenade body. The fuze has a delay time of about 2 seconds. There are four emission holes in the top of the grenade. The holes are covered with adhesive tape to protect the filling from moisture. The burning time is 105 to 150 seconds. The filled grenade weighs 25½ ounces.

Status: Std-A

User: Army, Navy, Air Force

Spec/Pd No: MIL-G-12327

B/M Dwg: LM 13-19-32

Stock No: FSN 1330-219-8511

Basis of Issue: TA 23-100-series, TA 23-101; as required by Navy and Air Force

Unit of Issue: Each

Pkg. Data: 16/box; 41 lb.; 0.8 cu. ft.

Class. & Exp: V-X

CCTC Action: Item 537—Std. (Smoke mixtures); Item 860—Std.; Item 3408—Modernization code

References: TM 3-215, TM 9-1330-200; SB 3-30-157

GRENADE, HAND, SMOKE, WP, M15




Figure 45.

Use: The M15 WP smoke hand grenade is used for screening, incendiary, and casualty effect.

Description: The M15 WP smoke hand grenade is a cylindrical metal container, 2.37 inches in diameter and 4.5 inches long, filled with 0.95 pound of WP and fitted with an M206A1 hand grenade fuze. The fuze is screwed into an adapter in the top of the grenade. A fuze well in the center of the grenade receives a bursting charge which is part of the fuze. The fuze has a delay time of 4 to 5 seconds. After the fuze is activated, the bursting charge explodes and scatters burning WP over a 35-yard radius. The grenade weighs 1.93 pounds.

Status: Std-C

User: Army, Marine Corps

Spec/Pd No: MIL-G-12237

B/M Dwg: B13-19-18

Stock No: FSN 1330-219-8510

Basis of Issue: TA 23-100-series, TA 23-101; as required by Marine Corps.


Unit of Issue: Each

Pkg. Data: 16/box; 46 lb.; 0.8 cu. ft.

Class. & Exp: V-X

CCTC Action: Item 560—Mil. Char.; Item 630—Std.; Item 3408—Modernization code; Item 3553—Reclassification

References: FM 23-30; TM 3-215, TM 9-1330-200; SB 3-1330-1; -2

MINE, GAS, PERSISTENT VX, 2-GALLON, M23*Figure 46.*

Use: The M23 2-gallon persistent VX gas mine is designed to provide obstacles which restrict enemy movement. The mine is used in barrier and interdictory minefields and to contaminate demolitions works.

Description: The M23 2-gallon persistent VX gas mine is similar in size, shape, and functioning to the M15 antitank mine. The mine is painted gray; the nomenclature and three bands are stenciled around the body in lusterless green enamel. Primary fuzing consists of a top fuze activated by a belleville spring assembly requiring a pressure of 300 to 400 pounds for activation. Secondary fuzing consists of side and bottom fuze wells designed to accept the standard M1 activator and an M1A1, M2, M3, or M5 firing device. Secondary fuzing provides an antipersonnel capability by boobytrapping.

Status: Std-A

User: Army

Spec/Pd Nd: MIL-M-46984

B/M Dwg: LM 37-1-13

Stock No: FSN 1345-542-1580

Basis of Issue: 0.2 per 1,000 men per day; 1 per 5 HE antitank mines

Unit of Issue: Each

Pkg. Data: 3 per steel drum with 3 primary (M603) fuzes and 3 M1 activators included; 115 lb.; 3.8 cu. ft.

Class. & Exp: V-X

CCTC Action: Item 3705—Std.

References: FM 20-32; TM 9-1345-200

MINE, LAND, CHEMICAL ONE-GALLON




Figure 47.

Use: The one-gallon chemical landmine is used to provide area contamination in barrier and interditory minefields.

Description: The one-gallon chemical landmine is a rectangular 1-gallon can, 6 9/16 inches wide, 4 1/8 inches deep, and 10 9/16 inches high, fitted with a carrying handle and a threaded cap. Two short wires are soldered to the side of the can for use when attaching a burster. Detonating cord is used to burst the can and disseminate the agent. The mine is filled in the field with persistent agents. Authorized fillings are HD and MR.

Status: Std-A

User: Army

Spec/Pd No: MIL-C-10518

B/M Dwg: D37-5-5

Stock No: FSN 1345-289-6938

Basis of Issue:

Unit of Issue: Each

Pkg. Data: 10 (empty)/box; 15 lb.; 2.0 cu. ft.

Class. & Exp: V-X

CCTC Action: Item 4—Std.; Items 3408 and 3450—Revised classification and modernization code

References: TM 9-1345-200; SB 3-30-160

ROCKET, GAS, NONPERSISTENT GB, 115-MM., M55

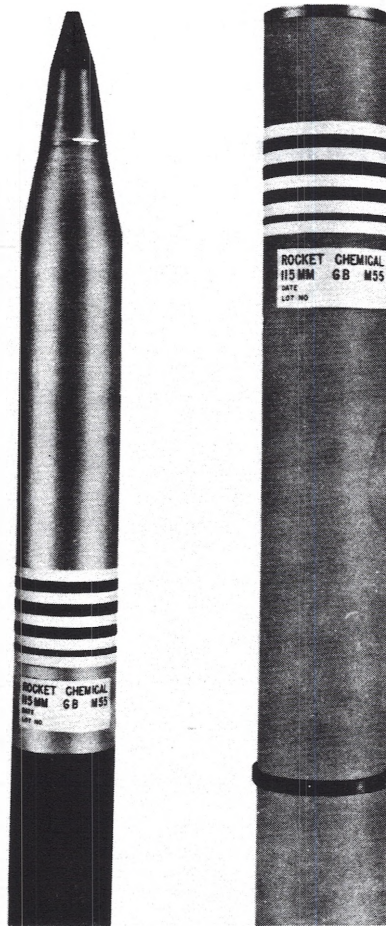


Figure 48.

Use: The M55 115-mm. nonpersistent GB gas rocket is designed to provide large-area contamination for nonpersistent effect at ranges from 3,000 to 12,000 yards. The rocket is launched from the M91 multiple rocket launcher.

Description: The M55 115-mm. nonpersistent GB gas rocket is packaged in a shipping and firing container which serves as the launching tube. The rocket is never removed from the shipping and firing container. The complete round consists of a point detonating fuze, a warhead, a rocket motor, and a fin assembly. The complete round less tube is approximately 78 inches long and weighs 55 pounds.

Status: Std-A

User: Army

Spec/Pd No: 196-131-730

L/M Dwg No: D90-1-9

Stock No: FSN 1340-716-1450

TM 750-5-15

Basis of Issue: 45 rounds per launcher

Unit of Issue: Each

Pkg. Data: 15 rounds per wood crate; 1400 lb.

Class. & Exp: V-X

CCTC Action: Item 3704—Std.

References: TB CML 73; TM 9-1055-215-12; FM 6-54

ROCKET, GAS, PERSISTENT VX, 115-MM., M55




Figure 49.

Use: The M55 115-mm. persistent VX gas rocket is designed to provide large-area contamination for persistent effect at ranges from 3,000 to 12,000 yards. The rocket is launched from the M91 multiple rocket launcher.

Description: The M55 115-mm. persistent VX gas rocket is packaged in a shipping and firing container which serves as the launching tube. The rocket is never removed from the shipping and firing container. The complete round consists of a VT fuze, a warhead, a rocket motor, and a fin assembly. The complete round less tube is 78 inches long and weighs 56 pounds.

Status: Std-A

User: Army

Spec/Pd No: 196-181-70

L/M Dwg:

Stock No: FSN 1340-724-3567

TM 750-5-15

Basis of Issue: 45 rounds per launcher

Unit of Issue: Each

Pkg. Data: 15 rounds per wood crate; 1400 lb.

Class. & Exp: V-X

CCTC Action: Item 3704—Std.

References: TB CML 73; TM 9-1055-215-12; FM 6-54

SMOKEPOT, FLOATING, HC, M4A2



Figure 50.

Use: The M4A2 HC floating smokepot is used to generate screening smoke in situations where a floating source of smoke is required, such as in river crossings and landing operations. It can also be used on land.

Description: The M4A2 HC floating smokepot is a metal container, 12 inches in diameter and 13 inches high, the lower third of which is filled with 23½ to 27½ pounds of HC smoke mixture. A waterproof outer cover with a steel carrying handle is secured to the pot by a quick-release clamp. A dish-shaped inner cover covers the filling and accommodates an adapter for an M207A1 floating smokepot fuze. An igniter tube extends from the fuze adapter to starter mixture on top of the HC smoke mixture. Three ventholes in the inner cover are covered with adhesive tape. Burning time is 10 to 15 minutes. The pot weighs 38 pounds.

Status: Std-B

User: Army, Navy

Spec/Pd No: JAN-P-637

B/M Dwg: C36-1-25

Stock No: FSN 1365-598-5220

Basis of Issue: Army—day of supply; Navy—as required

TM 750-5-15

Unit of Issue: Each

Pkg. Data: 1/box or drum; 47-48 lb.; 2.0-2.1 cu. ft.

Class. & Exp: V-X

CCTC Action: Item 934—Mil. Char.; Item 2767—Ltd. Std.; Item 3408—Revised classification and modernization code

References: TB CML 100; SB 3-30-153

SMOKEPOT, FLOATING, SGF2, AN-M7 AND AN-M7A1



Figure 51.

Use: The AN-M7 and AN-M7A1 SGF2 floating smokepots are used to generate screening smoke in situations where a floating source of smoke is required, such as in river crossings and landing operations. They can also be used on land.

Description: The AN-M7 and AN-M7A1 SGF2 floating smokepot consist of a metal container, 12 inches in diameter and 13 inches high. The base of the container is tapered slightly to facilitate stacking in storage. It has a removable outer cover with a carrying handle, a nonremovable inner cover with a fuze adapter in the center, and three ventholes covered with adhesive tape. Three sinkholes are located in the side of the container and are plugged with low-melting-point solder. Inside the container, an oil chamber contains the fog oil filling, a fuel block furnishes heat for caporizing the fog oil, and an air chamber provides buoyancy. An M208 or and M209 floating smokepot fuze is used to ignite the fuel block. The burning time of the pot is 8 to 13 minutes. Smokepots, filling, and fuzes are shipped separately. Pots are filled and fuzed on shipboard (Navy) or in depots (Army). The AN-M7A1 is identical to the AN-M7 except for minor interior design changes that improve operation and provide extended storage life.

Status: AN-M7, Std-B; AN-M7A1, Std-A

User: Army, Navy

Spec/Pd No: 196-131-644

B/M Dwg: AN-M7, C36-1-107, C36-1-110; AN -M7A1, LM36-1-118

Stock No: AN-M7, FSN 1365-025-3268; AN-M7A1, FSN 1365-973-2459

Basis of Issue: Army—day of supply; Navy—as required

Unit of Issue: Each

TM 750-5-15

Pkg. Data: 1; 37 lb.; 1.5 cu. ft.

Class. & Exp: V-X

CCTC Action: Item 2286—Mil. Char.; Item 2767—Std. (AN-M7); Item 3408—Modernization code; Item 4076—AN-M7 Std-B, AN-M7A1 Std-A

References: TB CML 100; SB 3-30-174

SMOKEPOT, HC, 10-LB., M1



Figure 52.

Use: The M1 10-lb. HC smoke is used to produce screening smoke. It is used mainly as a training munition but can also be used in combat.

Description: The M1 10-lb. HC smokepot is a cylindrical sheet-metal container, 5½ inches in diameter and 9 inches high, filled with 9½ to 11 pounds of type C HC smoke mixture and provided with an ignition device. A removable outer cover is clamped to the top of the pot, and a nonremovable inner cover with a hole in the center covers the filling. Starter mixture is embedded in the filling directly under the hole in the inner cover. A matchhead is centered in the hole in the inner cover, in contact with the starter mixture. A scratcher block in a paper envelope is packed between the inner and outer covers. The pot is ignited manually by rubbing the scratcher block on the matchhead or electrically by using an electric squib (not supplied). Burning time is 5 to 8 minutes.

Status: Std-B

User: Army, Navy, Air Force

Spec/Pd No: MIL-P-12030

B/M Dwg: C36-1-1

Stock No: FSN 1365-219-8512

Basis of Issue: As required

Unit of Issue: Each

Pkg. Data: 3/box; 48 lb.; 0.9 cu. ft.

Class. & Exp: V-X

CCTC Action: Item 1902—Std.; Item 3188—Ltd. Std.; Item 3408—Revised classification and modernization code

References: TB CML 100; SB 3-30-153

SMOKEPOT, HC, 30-LB., ABC-M5




Figure 58.

Use: The ABC-M5 30-lb. HC smokepot is used to generate screening smoke.

Description: The ABC-M5 30-lb. HC smokepot is a metal container, 8½ inches in diameter and 9½ inches high, filled with approximately 30 pounds of HC smoke mixture. A nonremovable outer cover provided with a circular tearstrip and two binding posts covers the pot, and an inner cover with a hole in the center covers the filling. Starter mixture is embedded in the filling directly under the hole in the inner cover. A matchhead is centered in the hole in the inner cover, and two electric squibs are placed close to the matchhead. A scratcher block in a paper envelope is packed between the inner and outer covers. The burning time is 12 to 22 minutes.

Status: Std-A

User: Army, Navy, Air Force

Spec/Pd No: MIL-P-13183

B/M Dwg: D36-1-17

Stock No: FSN 1365-598-5207

Basis of Issue: Army—day of supply; Navy—as required.

Unit of Issue: Each

Pkg. Data: 1/box; 47 lb.; 1.1 cu. ft.

Class. & Exp: V-X

CCTC Action: Item 926—Mil. Char. and Std.; Item 3408—Modernization code

References: FM 3-50; TB CML 100; SB 3-30-153

STARTER, FIRE, NP3, M1




Figure 54.

Use: The M1 fire starter is used to start fires under adverse weather conditions.

Description: The M1 fire starter is a cellulose nitrate cylinder approximately $1\frac{1}{4}$ inches in diameter by $3\frac{1}{4}$ inches in length, filled with 0.8 ounce of thickened kerosene. The ignition device is a matchhead attached to a disk which covers the filling. A scratcher is attached inside a metal cap which covers the matchhead. The cap is fastened to the body of the fire starter with adhesive tape. Burning time of the fire starter is approximately 13 minutes.

Status: Std-B

User: Army, Navy, Air Force

Spec/Pd No: MIL-S-10741

B/M Dwg: D4-1-2

Stock No: FSN 1370-219-8565

Basis of Issue: Army—day of supply; Navy and Air Force—as required

Unit of Issue: Each

Pkg. Data: 216/box; 40 lb.; 1.6 cu. ft.

Class. & Exp: V-X

CCTC Action: Item 626—Std. and Mil. Char.; Item 3188—Ltd. Std.; Item 3408—Revised classification and modernization code

References:

STARTER, FIRE, NP3, M2

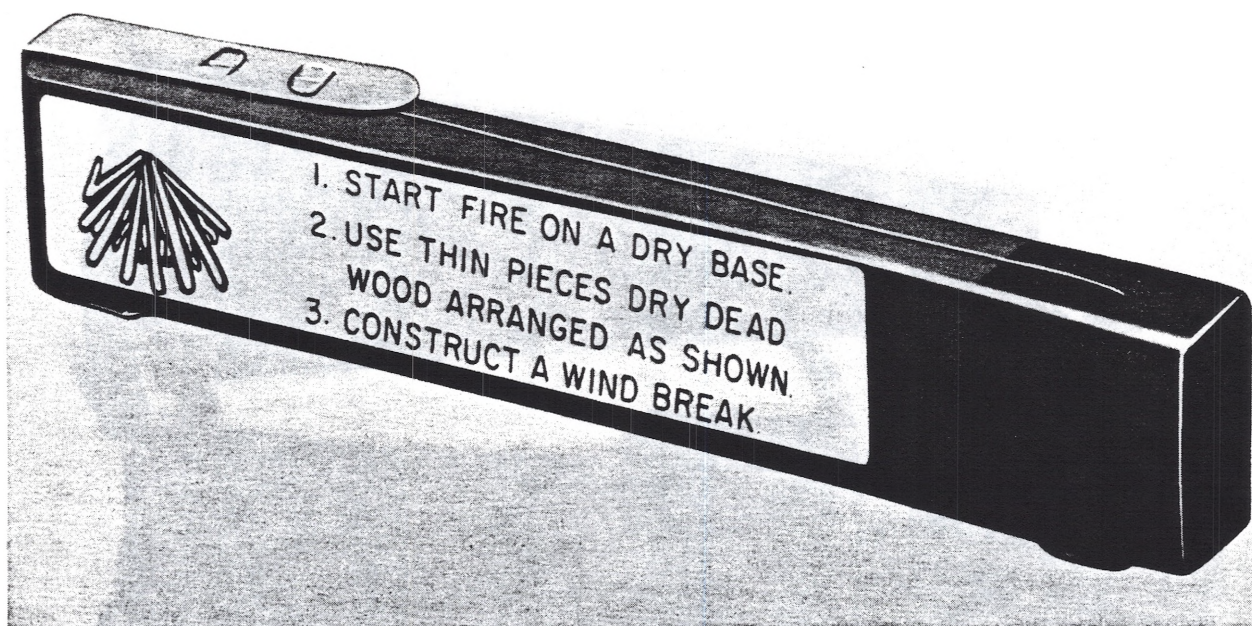


Figure 55.

Use: The M2 fire starter is used for starting fires under adverse weather conditions.

Description: The M2 fire starter is a rectangular cellulose nitrate container, measuring one-half by one-half by 3 inches, filled with 0.2 ounce of thickened kerosene. The ignition device is a match-head mixture with a pull-type scratcher wire. The scratcher wire is provided with a metal handle and is cemented lightly to the side of the container. The end of the container which houses the ignition device is colored red; the opposite end is colored purple. The burning time of the fire starter is approximately 4 minutes.

Status: Std-A

User: Army, Navy, Air Force

Spec/Pd No: MIL-S-13175

B/M Dwg: LM 4-1-14

Stock No: FSN 1370-219-8566

Basis of Issue: Army—day of Supply; Navy and Air Force—as required

Unit of Issue: Each

Pkg. Data: 500/box; 35 lb.; 1.1 cu. ft.

Class. & Exp: V-X

CCTC Action: Items 1131 and 1205—Mil. Req. and Char.; Item 1738—Revised Mil. Char.; Item 2691—Std.; Item 3408—Modernization code

References: TM 9-1370-200; SB 3-30-173

WARHEAD SECTION, GUIDED MISSILE, GAS, NONPERSISTENT GB, M212




Figure 56.

Use: The M212 nonpersistent GB gas guided missile warhead section is designed to provide a GB weapon for the Sergeant artillery guided missile system.

Description: The M212 nonpersistent GB gas guided missile warhead section consists of an aluminum casing filled with M139 GB gas bombs. An M17 fuzing section is used with the M212 nonpersistent GB gas guided missile system.

Status: Std-A

User: Army

Spec/Pd No:

B/M Dwg: E123-1-41

Stock No: FSN 1336-764-5699

Basis of Issue:

Unit of Issue: Each

Pkg. Data: 1/M493 container; 3061 lb.; 176.7 cu. ft.

Class. & Exp: V-X

AMCTC Action: 2874

References:

WARHEAD SECTION, 318-MM ROCKET, GAS, NONPERSISTENT GB, M206



Figure 57.

Use: The M206 nonpersistent GB gas 318-mm. rocket warhead section for the 318-mm. rocket is designed to provide a capability for the delivery of GB for nonpersistent effect by the 318-mm. (Little John) rocket system. The M206 warhead section is used as a component of the M15 318-mm. rocket.

Description: The M206 nonpersistent GB gas 318-mm. rocket warhead section consists of an aluminum alloy casing filled with 52 M139 nonpersistent GB gas bombs. The warhead section is fuze with the M421 mechanical time fuze. The warhead section is designed so that the assembly and fuzeing procedures are identical with other warhead sections used with the M51 318-m. rocket. At a preset time the M421 fuze activates three strands of detonating cord which ruptures the casing. The M139 nonpersistent GB gas bombs are ejected by ram-air and are spun and dispersed by external driving vanes on the bomb. The spinning arms the bomb fuze which functions and bursts the bomb on impact.

Status: Std-A

User: Army

Spec/Pd No: MIL-W-60074

D/L Dwg: DL 90-11-133

Stock No: FSN 1340-874-6611

Basis of Issue: WABTOC

Unit of Issue: Each

Pkg. Data: The M206 chemical agent warhead section is shipped in the XM477 warhead container which has been modified to provide leak-detection ports at each end to permit testing for toxic vapor before the warhead section is unpacked. The warhead section weighs approximately 265 pounds. The warhead section in the XM477 container has a gross weight of approximately 845 pounds.

Class. & Exp: V-X

CCTC Action: Item 4185

References: TM 9-1340-204-12

WARHEAD SECTION, 762-MM ROCKET, GAS, NONPERSISTENT GB, M190




Figure 58.

Use: The M190 nonpersistent GB gas 762-mm. rocket warhead section for the 762-mm rocket is designed to provide a capability for the delivery of nonpersistent GB by the 762-mm (Honest John) rocket system. It can be used with either the MGR-1A or MGR-1B rocket.

Description: The M190 nonpersistent GB gas 762-mm rocket warhead section consists of an aluminum casing filled with 368 M139 nonpersistent gas bombs. The warhead section is fuzeed with the M421 mechanical time fuze. The warhead section is designed so that the assembly and fuzeing procedures are identical with the conventional warhead sections used with the MGR-1A and MGR-1B rockets. At a preset time the M421 fuze activates four strands of detonating cord which ruptures the casing. The M139 nonpersistent GB bombs are ejected by ram-air and are spun and dispersed by external driving vanes on the bomb. The spinning arms the bomb fuze which functions and bursts the bomb on impact.

Status: Std-A

User: Army

Spec/Pd No: MIL-W-46646

B/M Dwg: DL90-11-8

Stock No: FSN 1340-720-3763

Basis of Issue: WABTOC

Unit of Issue: Each

Pkg. Data: The M190 warhead section is packaged in a heat-sealed barrier bag with five sampling ports. The warhead section in the barrier bag is secured on the cradle of an M480E2 shipping and storage container. The warhead section weighs approximately 1240 pounds. The warhead section in the M480E2 shipping container has a gross weight of approximately 1725 pounds and a cubage of 179 cu. ft.

Class. & Exp: V-X

CCTC Action: Item 4080 and 4187

References: TM 9-1340-202-12


SECTION VI. RIOT CONTROL AGENT DISPERSERS**DISPERSER, RIOT CONTROL AGENT, BACK-PACK, 450 CFM, M106 (MITY-MITE)**

Figure 59.

Use: The M106 450 c.f.m. back-pack riot control agent disperser is used to disperse powdered riot control agent or liquid defoliants or to supply 450 c.f.m. of air for such purposes as blowing smoke or riot control agent into tunnels and underground fortifications.

Description: The M106 450 c.f.m. back-pack riot control agent disperser is a commercial agricultural duster-sprayer adapted for military use. It consists of a 450 c.f.m. axial flow blower powered by a two-stroke cycle gasoline engine. A hopper on the disperser receives the powder or liquid which is to be dispersed. Two 3½ inch flexible tubes, 2 feet and 6 feet long, are used to direct the flow of powder liquid or air. The disperser weighs 25 pounds without fuel or agent.

Status: Std-A

User:

Spec/Pd No:

B/M Dwg:

Stock No: FSN 1040-782-6891

AGO 7040A

TM 750-5-15

Basis of Issue:

Unit of Issue:

Pkg. Data: 1/box, 74 lb., 9.3 cu. ft.

Class. & Exp: IV-X

AMCTC Action: 3935—Std-A

References:

DISPERSER, RIOT CONTROL AGENT, HELICOPTER- OR VEHICLE-MOUNTED, M4




Figure 60.

Use: The M4 helicopter- or vehicle-mounted riot control agent disperser is designed to disseminate micropulverized riot control agents either from the air or from a vehicle for control of disorderly crowds or riotous disturbances.

Description: The M4 helicopter- or vehicle-mounted riot control agent disperser consists of a sealed agent tank, a pressure tank, a pressure regulator, various controls, and instruments mounted on a tubular frame. Holddown straps are provided for securing the agent tank in the helicopter or vehicle. A 10-foot discharge hose is furnished for discharging the agent outside the helicopter or vehicle. A flexible nozzle (for helicopter mounting) and an M9 irritant gas disperser gun (for vehicle mounting) are provided; either can be attached to the 10-foot discharge hose. The agent tank is normally filled with 120 pounds of riot control agent.

Status: Std-B

User: Army

Spec/Pd No: MIL-D-51032

B/M Dwg: DL 116-6-75

Stock No: FSN 1040-769-9775

Basis of Issue: 4 per CONUS Army; 4 per Major Oversea Comd; 2 per MDW.

Unit of Issue: Each

Pkg. Data: 1/wood crate; 312 lb.; 31 cu. ft.

Class. & Exp: II-NX

CCTC Action: Item 3695—Std.; Item 3976—Std-B

References: TM 3-1040-215-12, TM 3-1040-215 -20P, TM 3-1040-215-35, TM 3-1040-215-35P

DISPERSER, RIOT CONTROL AGENT, HELICOPTER- OR VEHICLE-MOUNTED, M5




Figure 61.

Use: The M5 helicopter- or vehicle-mounted riot control agent disperser is used to disperse powdered riot control agent into the atmosphere from either a low-flying cargo helicopter or a moving ground vehicle.

Description: The M5 helicopter- or vehicle-mounted riot control agent disperser consists of an agent container tank, two air cylinders, a tubular aluminum frame, an M9 gun with a 12-foot hose, a 12-foot discharge hose and various controls and instruments. Fittings and holddown straps are provided for securing the disperser in a helicopter or ground vehicle.

Status: Std-A

User: Army

Spec/Pd No: 196-31-110

B/M Dwg: LM 116-6-166

Stock No: FSN 1040-805-3019

Basis of Issue: TA 60-4, 19-2, 3-9, 3-2; TOE 7G, 17G, 37G, 57G, 1-55G, 1-75G plus 4 per each; CONUS Army, MDW, USAREUR, USARPAC, USARCARIB.

Unit of Issue: Each

Pkg. Data: 1/crate; 260 lb.; 22 cu. ft.

Class. & Exp: II-NX

CCTC Action: Item 3976—Std

DISPERSER, RIOT CONTROL AGENT, PORTABLE, M3



Figure 62.

Use: The M3 portable riot control agent disperser is designed to disseminate micropulverized riot control agents for control of disorderly crowds or riotous disturbances.

Description: The M3 portable riot control agent disperser consists of an M9 portable irritant gas dispenser gun connected by an M1 or M8 flamethrower fuel hose to an M2A1 portable flame-thrower fuel and pressure unit. The fuel tanks are filled with approximately 20 pounds of agent. In use, air at 70 pounds per square inch forces agent from the fuel tanks and expels the agent from the gun in a cloud.

Status: Std-A

User: Army

Spec/Pd No: MIL-D-51031

B/M Dwg: LM 116-3-40

Stock No: FSN 1040-711-8296

Basis of Issue: 1 per MP platoon; 1 per platoon emergency forces having riot control missions

Unit of Issue: Each

Pkg. Data: 1/wood chest; 96 lb.; 6.8 cu. ft.

Class. & Exp: II-NX

CCTC Action: Item 3690—Std.; Item 3970—Redesignation

References: TM 3-1040-214-12, -20P, -35, -35P


DISPERSER, RIOT CONTROL AGENT, SKID-MOUNTED, M2

Figure 63.

Use: The M2 riot control agent disperser is used to control riots and disturbances by dispersing large volumes of riot control agent. For mobile use, the disperser can be mounted in a vehicle.

Description: The M2 riot control agent disperser is essentially a large agricultural crop duster modified for military use and mounted on a skid. It consists of an axial-flow turbine blower of approximately 5,000 c.f.m. capacity; a hopper for pulverized CN or DM, with shaker rods and lever controls; an exhaust assembly directionally controlled by a handwheel; and a two-cylinder 4-cycle gasoline engine.

Status: Std-C

User: Military Police Corps

Spec/Pd No: 196-31-99

B/M Dwg: D116-6-2

Stock No: FSN 1040-699-5256

TM 750-5-15

Basis of Issue: 1 per MDW (Fort Meyer, Va.); 2 per CONUS Army; 2 per major oversea command.

Unit of Issue: Each

Pkg. Data: 1/demountable crate; 800 lb.; 84.6 cu. ft.

Class. & Exp: II-NX

CCTC Action: Item 3298—Mil. Char.; Item 3306—Std.; Item 3408—Modernization code; Item 3695—Reclassification; Item 4069—Std-C

References: TM 3-1040-201-12, -35, -20P; LO 3-1040-201-12

SECTION VII. SMOKE GENERATORS AND ASSOCIATED EQUIPMENT

GENERATOR, SMOKE, MECHANICAL, PULSE JET, ABC-M3A3




Figure 64.

Use: The ABC-M3A3 pulse jet mechanical smoke generator is used to produce large-area smoke screens.

Description: The ABC-M3A3 pulse jet mechanical smoke generator is essentially a gasoline-operated pulse jet engine in which fog oil is vaporized by the heat of combustion gases produced in the engine. Fog oil vapor is expelled through three discharge nozzles to the atmosphere, where it condenses into small droplets to form smoke. Initial ignition of gasoline is produced by hand-operated magneto; continued operation of the engine is dependent on self-ignition. The M3A3 generator utilizes an integral M4 fog oil pump for fog oil injection.

Status: Std-A

User: Army, Marine Corps

Spec/Pd No: MIL-G-51066

B/M Dwg: LM 13-15-1259

Stock No: FSN 1040-587-3618

Basis of Issue: TOE 3-267G; furnished to Marine Corps in accordance with interdepartmental agreement

Unit of Issue: Each

Pkg. Data: 1/crate; 240 lb.; 20 cu. ft.

Class. & Exp: II-NX

CCTC Action: Item 1924—Mil. Char.; Item 3410—Std.; Item 3788—ABC-Std

References: TM 3-1040-202-12, -35, -20P, -35P

MOUNT, FOG OIL DRUM, M3




Figure 65.

Use: The M3 fog oil drum mount is used for mounting a 55-gallon drum of fog oil in a $\frac{1}{4}$ -ton trailer or a $\frac{1}{4}$ -ton truck.

Description: The M3 fog oil drum mount consists of a rectangular metal frame, a chain, and a load binder. The frame is made of two side angles and two end angles held together with cap-screws. The load binder and chain, which are fastened to lugs on the side angles, are passed over the center of the fog oil drum to clamp the drum in the mount.

Status: Std-A

User: Army

Spec/Pd No:

B/M Dwg: C13-16-16

Stock No: FSN 1040-049-5462

Basis of Issue:

Unit of Issue: Each

Pkg. Data: 1/Box; 50 lb.; 1.0 cu. ft.

Class. & Exp: II-NX

CCTC Action: Item 3197—End item; Item 3408—Modernization code

References: TB 3-431-1

CHAPTER 2. DEFENSIVE EQUIPMENT
SECTION I. ALARMS AND DETECTION EQUIPMENT

ALARM, G-AGENT, AUTOMATIC, FIXED INSTALLATION, M5




Figure 66.

Use: The M5 fixed installation automatic G-agent alarm provides an automatic alarm system for detecting G-agents in manufacturing plants and other fixed installations.

Description: The M5 fixed installation automatic G-agent alarm consists of a chemical feed and reaction section, photometer units and circuits, a continuous-trace recorder, and alarm circuits in a metal cabinet. In the presence of a G-agent a horn on the alarm sounds and a red light flashes. The continuous-trace recorder makes a permanent record of operation. The alarm requires a source of 110-volt alternating current for operation. It weighs 725 pounds and measures 79 by 26 by 24 inches.

Status: Std-A

User: Army

Spec/Pd No: 197-54-622(E17)

B/M Dwg: Drawings from Leeds and Northrop, Philadelphia, Pa.; No Army drawings

TM 750-5-15

Stock No: FSN 6665-561-6218

Basis of Issue: As required

Unit of Issue: Each

Pkg. Data: 3 boxes with 1 box of repair parts

Box 1, 90 lb.; 11.0 cu. ft.

Box 2, 1030 lb.; 70.0 cu. ft.

Box 3, 250 lb.; 20.0 cu. ft.

Box 4, 480 lb.; 39.0 cu. ft.

Class. & Exp: IV-NX

CCTC Action: Item 2325—Mil. Char.; Item 3463—Std.

References: TM 3-6665-201-12, -35, -20P, -35P

ANALYZING KIT, CHEMICAL AGENT, M10A1




Figure 67.

Use: The M10A1 chemical agent analyzing kit is designed for the identification of vapors of the following agents: G, CK, AC, CG, L, ED, H, HN, CN, BBC, and PS.

Description: The M10A1 chemical agent analyzing kit consists of chemicals, solvents, bottles, test equipment, and accessories in a suitcase-type carrying case. The carrying case measures approximately 27 by 13 by 5 inches. The case and contents weigh approximately 15 pounds.

Status: Std-A

User: Army

Spec/Pd No: 197-54-560

B/M Dwg: D5-67-137

Stock No: FSN 6665-217-1095

Basis of Issue: TA 3-2; TOE 3-500

Unit of Issue: Each

Pkg. Data: 1/box; 45 lb.; 2.1 cu. ft.

Class. & Exp: II-NX

CCTC Action: Item 2542—Mil. Char. and Std.; Items 3408 and 3450—Revised classification and modernization code

References: TB CML 43, SC 6665-94-CL-E05

CRAYON, VESICANT DETECTOR, M7A1




Figure 68.

Use: The M7A1 vesicant detector crayon is used to detect the presence of liquid vesicant agents.

Description: The M7A1 vesicant detector crayon is a cylindrical stick of pink, chalklike material, 0.44 inch in diameter by 2 $\frac{3}{4}$ inches long. The crayon is rubbed on a surface suspected of contamination or crumbled and sprinkled over the surface. The pink color changes to blue on contact with liquid vesicant agent. Three crayons in individual plastic bags are packed in an aluminum can.

Status: Std-A

User: Army, Navy, Air Force

Spec/Pd No: MIL-C-51584

B/M Dwg: C5-47-362

Stock No: FSN 6665-112-9405

Basis of Issue:

Unit of Issue: Can

Pkg. Data: 384/box; 35 lb.; 0.6 cu. ft.

Class. & Exp: II-X

CCTC Action: Item 1954—Std.; Items 3408 and 3450—Revised classification and modernization code

References: SB 3-30-202

DETECTOR KIT, CARBON MONOXIDE, COLORIMETRIC, M23




Figure 69.

Use: The M23 colorimetric carbon monoxide detector kit is used in conjunction with the M4 compressed air breathing apparatus adapter to detect harmful concentrations of carbon monoxide in the compressed air used to charge the air cylinders of the M15-type compressed air breathing apparatus.

Description: The M23 colorimetric carbon monoxide detector kit consists of a black metal carrying case containing a rubber sampling bulb unit, an indicating tube seal breaker, a carton of 12 C3 carbon monoxide colorimetric indicating tubes, a calibration chart, and an instruction sheet. The C3 indicating tubes are $5\frac{1}{4}$ inches long and one-fourth inch in diameter. They con-

tain chemicals capable of indicating the presence of carbon monoxide in the air by changing color. Before testing, the tubes show a light yellow color which changes to light green and eventually to blue green as the concentration of carbon monoxide increases.

Status: Std-A

User: Army

Spec/Pd No: MIL-D-3945

B/M Dwg:

Stock No: FSN 6665-618-1482

Basis of Issue: 2 per guided missile (NIKE) battery equipped with the M15 compressed air breathing apparatus

Unit of Issue: Each

Pkg. Data: 2/box

Class. & Exp: II-NX

CCTC Action: Item 3560—Std.

References: TM 3-310-15, TM 3-4240-224-12; SC 6665-94-CL-E07

DETECTOR KIT, CHEMICAL AGENT, AN-M15A1 AND AN-M15A1A




Figure 70.

Use: The AN-M15A1 and AN-M15A1A chemical agent detector kits are used by the Navy and Army respectively to detect dangerous concentrations of toxic chemical agents in the atmosphere.

Description: The AN-M15A1 chemical agent detector kit is gray in color and has a hook-type belt attachment for Navy use; the AN-M15A1A kit is olive drab in color and has two metal keepers used to attach the kit to the belt for Army use. Both kits consist of a 5 by 5½ by 2¾ inch flip-top carrier. The carrier contains: an aspirator bulb assembly, detector tickets, detector tubes, reagent packets, substrate solution and accessories. The agents which may be detected by these kits are CK, CX, G, H, and V. A C15R1 refill kit is used to replace expended or outdated components of the detector kit. An M30 refill kit which contains the more frequently used components for detecting nerve agents is issued separately.

Status: Std-B

User: Army, Navy, OCDM

Spec/Pd No: MIL-D-51085

B/M Dwg: LM 5-77-879

Stock No: AN-M15A1, FSN 6665-674-6-74; AN-M15A1A, FSN 6665-897-6579

Basis of Issue: 1 per platoon, company, battalion, battle group, or similar size headquarters; furnished to Navy and OCDM in accordance with interdepartmental agreements.

Pkg. Data: 30/box; 48-lb.; 2.3 cu. ft.

Class. & Exp: II-NX

CCTC Action: Item 3851—Military characteristics; Item 3868—Std; Item 3876 differentiation of Army and Navy types; AMCTC Item 2756 Ltd Std.

References: TM 3-6665-211-12

DETECTOR KIT, CHEMICAL AGENT, VGH, AN-M15A2A AND AN-M15A2N




Figure 71.

Use: The AN-M15A2A and AN-M15A2N VGH chemical agent detector kits are used by the Army and Navy respectively to detect dangerous concentrations of toxic chemical agents in the atmosphere.

Description: The AN-M15A2A VGH chemical agent detector kit is olive drab color and has two metal keepers used to attach the kit to the belt for Army use; the AN-M15A2N kit is gray color and has a hook-type belt attachment for Navy use. Both kits consist of a 5 by 5½ by 2¾ inch flip-top carrier that contains an aspirator bulb assembly, detector tickets, detector tubes, reagent packet, substrate solution, ABC-M8 detector paper and accessories. The agents which may be detected by the kit are CK, CX, G, H, and V. An M15A2 refill kit is used to replace expended or outdated components of the detector kit. An M30A1 refill kit which contains the more frequently used components for detecting nerve agents is issued separately.

Status: Std-A

User: Army, Navy, Marine Corps

Spec/Pd No: MIL-D-51085

B/M Dwg: LM 5-77-2084

Stock No: AN-M15A2A—FSN 6665-903-4765; AN-M15A2N—FSN 6665-903-4767

Basis of Issue: 1 per platoon, company, battalion, battle group, or similar size headquarters; furnished to Navy in accordance with interdepartmental agreements.

Unit of Issue: Each

Pkg. Data: 30/box; 48 lb.; 2.3 cu. ft.

Class. & Exp: II-NX

AMCTC Action: Item 2756—Std

References:

DETECTOR KIT, CHEMICAL AGENT, ABC-M18A1




Figure 72.

Use: The ABC-M18A1 chemical agent detector kit is used primarily to detect dangerous concentrations of toxic chemical agents in the atmosphere as well as residual surface contamination. If a toxic agent is suspected but cannot be identified, samples of the agent can be collected and forwarded to an appropriate laboratory for identification.

Description: The ABC-M18A1 chemical agent detector kit consists of an 8 by 6 by 3 inch olive drab color carrier. The carrier contains: an aspirator bulb assembly, detector tickets, detector and sampling tubes, reagent packets, substrate solution, M6A1 detector paper, M7A1 detector crayon, and accessories. The agents which may be detected by this kit are AC, CG, CK, CX, ED, G, H, HD, HN, HT, L, and V. A C18R1 refill kit is used to replace expended or outdated components of the detector kit. An M30 refill kit which contains components for detecting nerve agents is issued separately.

Status: Std-B

User: Army, Navy, OCDM

Spec/Pd No: MIL-D-51087

B/M Dwg: LM 5-77-818

Stock No: FSN 6665-674-6076

Basis of Issue: 1 per unit headquarters of chemical units, 1 per chemical staff section of division or higher headquarters; furnished to Navy and OCDM in accordance with interdepartmental agreements.

Unit of Issue: Each

Pkg. Data: 10/carton; 30-lb.; 1.7 cu. ft.

Class. & Exp: II-NX

CCTC Action: Item 3852—Std; AMCTC Item 2756—Ltd Std

References: TM 3-6665-212-12

DETECTOR KIT, CHEMICAL AGENT, ABC-M18A2



Figure 73.

Use: The ABC-M18A2 chemical agent detector kit is used to detect dangerous concentrations of toxic chemical agents in the atmosphere as well as residual surface contamination. If a toxic agent is suspected but cannot be identified, samples of the agent can be collected and forwarded to an appropriate laboratory for identification.

Description: The ABC-M18A2 chemical agent detector kit consists of an 8 by 6 by 3 inch olive drab color carrier. The carrier contains: an aspirator bulb assembly, detector tickets, detector sampling tubes, reagent packets, substrate solution, ABC-M8 detector paper, M7A1 detector crayon and accessories. The agents which may be detected by this kit are AC, CG, CK, CX, ED, G, H, HD, HN, HT, L and V. An M18A2 refill kit is used to replace expended or outdated components of the detector kit. An M30A1 V-G components chemical agent detector refill kit which contains the more frequently used components for detecting nerve agents and an M18A2 chemical agent detector refill kit which is used to replace expended or outdated components of the detector kit are issued separately.

Status: Std-A

User: Army

Spec/Pd No: MIL-D-51087

B/M Dwg: LM5-77-2092

Stock No: FSN 6665-903-4767

Basis of Issue: 1 per unit headquarters of chemical units, 1 per chemical staff section of division or higher headquarters

Unit of Issue: Each

Pkg. Data: 10/carton; 30 lb.; 1.7 cu. ft.

Class. & Exp: II-NX

AMTC Action: Item 2756-Std

References:

FOOD TESTING AND SCREENING KIT, CHEMICAL AGENTS, ABC-M3




Figure 74.

Use: The ABC-M3 chemical agents food testing and screening kit is used in the field to detect contamination of food or food packages by chemical warfare agents.

Description: The ABC-M3 chemical agents food testing and screening kit consists of chemical reagents, a vesicant detector crayon, medicine droppers, test papers and white note paper in a plastic case which measures approximately 2½ by 6½ by 3½ inches.

Status: Std-A

User: Army, Navy, Air Force

Spec/Pd No: MIL-F-51054

B/M Dwg: LM5-77-37

Stock No: FSN 6665-171-9745

Basis of Issue:

Unit of Issue: Each

Pkg. Data: 24/box; 45 lb.; 0.8 cu. ft.

Class. & Exp: II-X

CCTC Action: Item 2697—Transfer from AMS to Cml C and redesignation as ABC-M3; item 2660—Std.; Items 3408 and 3450—Revised classification and modernization code

References: TB CML 41

LABORATORY, CHEMICAL, BASE, M2 AND M2A1




Figure 75.

Use: The M2 and M2A1 base chemical laboratories are used to provide laboratory facilities in rear areas.

Description: The M2 base chemical laboratory contains apparatus, equipment, and supplies required for the identification and evaluation of chemical agents, weapons and munitions, and for inspecting and testing material. The M2A1 base chemical laboratory is a modernized version of the M2 laboratory with the added capabilities of assessing radiological warfare agents, and examining and evaluating biological and radiological protective materiel and equipment and examining and identifying weapons and munitions used for the dissemination of biological and radiological agents. The laboratories consist of general laboratory equipment, chemical glassware, chemicals, a library, special testing equipment, and auxiliary equipment. The laboratories are designed to be housed in a permanent or semipermanent structure.

Status: M2, Std-B; M2A1, Std-A

User: Army

Spec/Pd No: 197-54-374

B/M Dwg:

Stock No: M2, FSN 6640-368-6162; M2A1, FSN 6640-066-4621

Basis of Issue: TOE 3-97

TM 750-5-15

Unit of Issue: Each

Pkg. Data: M2-65 boxes, 22029 lb., 1356 cu. ft.; M2A1-packaging data pending.

Class. & Exp: II-NX

AMCTC Action: 1643

References: ~~FM 3-85~~

PAPER, CHEMICAL AGENT, DETECTOR, AN-M6A1




Figure 76.

Use: AN-M6A1 chemical agent detector paper is used to detect the presence of liquid G-agents. Vapors are not detected by the detector paper.

Description: AN-M6A1 chemical agent detector paper is made of 2½- by 4-inch sheets of heavy paper (bristolboard) coated on one side with M5 liquid vesicant detector paint and bound in books of 25 sheets. Liquid vesicant agent or G-agent changes the original olive green color of the paper to red or orange.

Status: Std-A

User: Army, Navy, Air Force

Spec/Pd No: MIL-P-50061

B/M Dwg:

Stock No: FSN 6665-285-6175

Basis of Issue:

Unit of Issue: Book


Pkg. Data: 100 books/box; 45 lb.; 1.0 cu. ft.

Class. & Exp: II-X

CCTC Action: Item 456—Mil. Char.; Item 2818—Std.; Items 3408 and 3450—Revised classification and modernization code

References: SB 3-6665-2

PAPER, CHEMICAL AGENT DETECTOR, VGH, ABC-M8

*Figure 77.*

Use: The ABC-M8 VGH chemical agent detector paper is used to determine the presence of VGH agents.

Description: The ABC-M8 VGH chemical agent detector paper consists of 25 4 inch by 2½ inch sheets of dye-impregnated paper bound in booklet form and perforated for easy removal. A color chart on the inside cover of each booklet provides a direct method of comparison for agent identification. Directions for use are printed on the back of each booklet.

Status: Std-A

User: Army, Navy, Marine Corps

Spec/Pd No: 197-54-838

B/M Dwg:

Stock No: FSN 6665-050-8529

Basis of Issue: TA 10-100, TA 50-971, TA 50-973; furnished to other users in accordance with interdepartmental agreements.

Unit of Issue: Book.

Pkg. Data: 2000/box, 80 lb.; 1.8 cu. ft.

Class. & Exp: II-X

AMCTC Action: Item 1647—Std

References:

SAMPLING AND ANALYZING KIT, CBR AGENT, M19




Figure 78.

Use: The M19 CBR agent sampling and analyzing kit is used by specially trained personnel to detect and identify enemy chemical warfare agents, perform preliminary processing of unidentified CBR agents and delineate contaminated areas.

Description: The M19 CBR agent sampling and analyzing kit consists of the necessary equipment and materials used to sample and identify CBR agents. Components are packed in a 14- by 17- by 7-inch compartmented carrying and storage case.

Replacement components are obtained from the M32 CBR agent sampling and analyzing parts kit, the M33 CBR agent analyzing components refill kit, and the M34 CBR agent sampling components refill kit.

Status: Std-A

User: Army

Spec/Pd No: 197-54-721

B/M Dwg: E5-77-353

Stock No: FSN 6665-776-8810

Basis of Issue: TOE 3-500

Unit of Issue: Each

Pkg. Data: 1/box; 48-lb.; 2.0 cu. ft.

Class. & Exp: II-NX

AMCTC Action: Item 2175—Std

References:

SAMPLING KIT, CHEMICAL AGENT, M12




Figure 79.

Use: The M12 chemical agent sampling kit is used for collecting samples of suspected persistent liquid or solid chemical warfare agents from soil, vegetation, or hard surfaces, and preparing the samples for shipment to laboratories.

Description: The M12 chemical agent sampling kit consists of a field kit, an extraction apparatus, sampling bottles, metal shipping containers, liquid-vesicant detector paper, impermeable bags, protective gloves, and notebooks, all in an aluminum case approximately 16 inches long, 14 inches wide, and 9 inches deep.

Status: Std-A

User: Army

Spec/Pd No: MIL-K-3194

B/M Dwg: D5-67-84

Stock No: FSN 6665-368-6158

Basis of Issue: TOE 3-217, TOE 3-500.

Unit of Issue: Each

Pkg. Data: 1/box; 43 lb.; 2.3 cu. ft.

Class. & Exp: II-NX

CCTC Action: Item 1337—Std.; Items 3408 and 3450—Revised classification and modernization code

References: TB CML 44; SC 6665-94-CL-E06; SB 3-6665-3

WATER TESTING KIT, CHEMICAL AGENTS, AN-M2




Figure 80.

Use: The AN-M2 chemical agents water testing kit is used in the field to detect contamination of unchlorinated water by chemical warfare agents. It will not give valid results when used to test chlorinated water.

Description: The AN-M2 chemical agents water testing kit consists of 12 containers of reagents, a metal scoop, glassware, and cleaning equipment in a plastic case. The kit is approximately 6 inches long by 2½ inches wide by 3½ inches deep.

Status: Std-A

User: Army, Navy, Air Force

Spec/Pd No: 197-54-569

B/M Dwg: D5-77-48

Stock No: FSN 6665-171-9747

Basis of Issue: TA 10-100, TA 50-972, TA 50-973; furnished to Navy and Air Force in accordance with interdepartmental agreements

Unit of Issue: Each

Pkg. Data: 24/box; 50 lb.; 1.0 cu. ft.

Class. & Exp: II-X

CCTC Action: Item 2660—Std.; Item 2695—Logistic responsibility transferred from AMS to Cml C; Items 3408 and 3450—Revised classification and modernization code

References: TB CML 40, SB 3-30-206

WATER TESTING KIT, POISONS, M4A1




Figure 81.

Use: The M4A1 poisons water testing kit is used in conjunction with a water testing kit to measure the concentration of previously identified chemical warfare agents in water, to determine the feasibility of treating the water, to determine the quantity of chemicals needed for treatment, and to test whether the treatment has been successful.

Description: The M4A1 poisons water testing kit consists of an aluminum carrying case (21 by 17 by 8 inches) containing equipment and chemical reagents for use in making quantitative analyses of water contaminated with toxic chemical agents. In general, the analyses made are colorimetric determinations for which a color comparator, a component of the kit, is used.

Status: Std-A

User: Army, Navy

Spec/Pd No: 197-54-621

B/M Dwg: D5-77-841

Stock No: FSN 6665-542-1239

Basis of Issue: See CCTC Item 3629

Unit of Issue: Each

Pkg. Data: 1/box; 45 lb.; 2.3 cu. ft.

Class. & Exp: II-X

CCTC Action: Item 3629-Std.

References: TB CML 79; SB 30-208; SC 6665-94-CL-E04

SECTION II. CLOTHING IMPREGNATING EQUIPMENT AND SUPPLIES

IMPREGNATING OUTFIT, CLOTHING, FIELD, M1




Figure 82.

Use: The M1 field clothing impregnating outfit is used for the emergency impregnation of permeable protective clothing for 35 to 40 men.

Description: The M1 field clothing impregnating outfit consists of four containers of chemicals, a collapsible canvas mixing bag with supporting staves and top hoop, a paddle, clothesline, and an instruction card, all packed in a wood box. The containers are numbered from 1 to 4 for identification. They contain 26.4 pounds of impregnite XXCC3, 1.2 pounds of polyvinyl alcohol plus 0.12 pound of wetting compound, 18 pounds of chlorinated paraffin, and 10.4 ounces of dye mix. When mixed with water, these chemicals are sufficient to impregnate permeable protective clothing for 35 to 40 men.

Status: Std-B

Spec/Pd No:

B/M Dwg:

Stock No: FSN 4230-219-7328

Basis of Issue:

Unit of Issue: Each

Pkg. Data: 1/wood box; 72 lb.; 2.9 cu. ft.

Class. & Exp: IV-X

CCTC Action: Item 1769-Ltd. Std.; Item 3409—Revised classification and modernization code.

References: TM 3-303; SB 3-30-227

IMPREGNATING PLANT, CLOTHING, M2




Figure 83.

Use: The M2 impregnating plant is used for impregnating and reimpregnating clothing.

Description: The M2 clothing impregnating plant consists of an impregnator, two dryers, three tank units (five tanks), and a steam generator complete with fuel storage tank and condensate tank, and two gasoline-engine-driven or diesel-engine-driven electric generator sets. Laboratory equipment and auxiliary equipment are included with the plant. Approximately 4,000 pounds of clothing per 24-hour day can be processed in the plant. Approximate dimensions of the plant (operating condition) are: Length, 100 feet; width, 50 feet; height, 13 feet; weight, 48,000 pounds. The M2 impregnating plant differs from the M2A1 impregnating plant in that the M2A1 plant incorporates more safety devices and has flexible metal couplings between tank units.

Status: Std-B

User: Army

Spec/Pd No: 197-54-518

B/M Dwg: D75-4-363 (2 sheets)

Stock No: FSN 4230-256-9898

Basis of Issue: TOE 3-77

Unit of Issue: Each

Pkg. Data: 13 crates; 89,535 lb.; 7,146 cu. ft.

Class. & Exp: II-NX

CCTC Action: Item 2638—Ltd. Std.; Item 3408—Revised classification and modernization code

References: FM 3-85; TM 3-281; SM CML 7-532120 & 532130, SM CML 7 & 8-5321120

IMPREGNATING PLANT, CLOTHING, M2A1 AND M2A2




Figure 84.

Use: The M2A1 and M2A2 impregnating plants are used for impregnating and reimpregnating clothing.

Description: The M2A1 clothing impregnating plant consists of an impregnator, two dryers, three tank units (five tanks), and a steam generator complete with fuel storage tank and condensate tank, and two gasoline-engine-driven or deisel-engine-driven electric generator sets. The M2A1 impregnating plant is an improved version of the M2 plant in that the M2A1 plant incorporates more safety devices and has flexible metal couplings between tank units and larger motors. The M2A2 clothing impregnating plant is identical with the M2A1 plant except that the M2A2 plant has three dryers instead of two. Laboratory equipment and auxiliary equipment are included with the plant. Approximately 4,000 pounds of clothing per 24-hour day can be processed in the M2A1 plant and 5,000 pounds in the M2A2 plant. Approximate dimensions of the plant (operating condition) are: length, 100 feet; width, 50 feet; height, 13 feet; weight, 48,000 pounds.

Status: M2A1, Std-B; M2A2, Std-A

User: Army, Marine Corps

Spec/Pd No:

B/M Dwg: D75-4-449

Stock No: M2A1, FSN 4230-506-4303; M2A2, FSN 4230-889-2394

Basis of Issue: TOE 3-77

Unit of Issue: Each

Pkg. Data: M2A1, 11 crates, 99,975 lb., 6,500 cu. ft.; M2A2, 12 crates, 110,775 lb., 7323 cu. ft.

Class. & Exp: II-NX

CCTC Action: Item 2638—Std.; Item 3408—Modernization code; AMCTC Item 1644—Standardization status.

References: FM 3-85; TM 3-409; LO 3-409-1, 2, 3, 4, 5, and 6; SM CML 7-532120 & 532130

IMPREGNATING SET, CLOTHING, FIELD, M3




Figure 85.

Use: The M3 field clothing impregnating set is used for the emergency impregnation of permeable protective clothing for 20 men.

Description: The M3 field clothing impregnating set consists of four containers of chemicals and an instruction card, packed in a wood box. The containers are numbered 1 to 4 for identification. They contain 16.2 pounds of impregnite XXCC3, 4.33 pounds of chlorinated paraffin, 1.65 pounds of wetting compound (Santomerse 80), and 1.0 pound of dye mix. When mixed with water, these chemicals are sufficient to impregnate permeable protective clothing for 20 men.

Status: Std-A

User: Small troop units

Spec/Pd No: MIL-I-11873

B/M Dwg: C5-57-28

Stock No: FSN 4230-368-6145

Basis of Issue:

Unit of Issue: Each

Pkg. Data: 1/wood box; 53 lb.; 1.7 cu. ft.

Class. & Exp: IV-X

CCTC Action: Item 2244—Std.; Items 3408 and 3450—Revised classification and modernization code

References: TM 3-303; SB 3-30-227

LEATHER DRESSING, VESICANT GAS-RESISTANT, M1



Figure 86.

Use: M1 vesicant gas-resistant leather dressing is used to soften, preserve, and waterproof leather boots and shoes, and to retard the passage of vesicant agents through the leather.

Description: M1 vesicant gas-resistant leather dressing is a soft waxlike paste at normal temperature. It contains microcrystalline wax, paraffin wax, animal oil, aluminum stearate, and Stoddard solvent. The dressing was formerly a Quartermaster Corps item and was called M1 shoe impregnite. It is packed in 4-ounce cans.

Status: Std-B

User: Army

Spec/Pd No:

B/M Dwg:

Stock No: FSN 8030-292-2313

Basis of Issue:

Unit of Issue: Can

Pkg. Data: 50 cans/bx.; 63 lb.; 3.4 cu. ft.

Class. & Exp: II-X

CCTC Action: Items 215 and 282—Std.; Item 1522—Formula; Item 1605—Ltd. Std.; Item 2871—Transfer from QMC and redesignation; Item 3407—Obsolete; Item 3455—Reinstated, Std-B.

References: FM 21-41; TM 3-215; SB 3-30-23

LEATHER DRESSING, VESICANT GAS-RESISTANT, M2



Figure 87.

Use: M2 vesicant gas-resistant leather dressing is used to soften, preserve, and waterproof leather boots and shoes, and to retard the passage of vesicant agent through the leather.

Description: M2 vesicant gas-resistant leather dressing is a soft waxlike paste at normal temperatures. It contains microcrystalline wax, paraffin wax, animal oil, aluminum stearate, and Stoddard solvent. It is packed in 4-ounce cans. The dressing was formerly a Quartermaster Corps item and was called protective dubbing.

Status: Std-A

User: Army

Spec/Pd No: 197-54-770

B/M Dwg:

Stock No: FSN 8030-273-8719

Basis of Issue:

Unit of Issue: Can

Pkg. Data: 96 cans/box; 43 lb.; 1.1 cu. ft.

Class. & Exp: II-X

CCTC Action: Item 1522—Formula; Item 2871—Transfer from QMC and redesignation; Item 3408—Modernization code

References: FM 21-41; TM 3-215; SB 3-20-23

TESTING KIT, IMPREGNITE-IN-CLOTHING, M1




Figure 88.

Use: The M1 impregnate-in-clothing testing kit is used for determining the impregnate content of permeable protective (impregnated) clothing.

Description: The M1 impregnate-in-clothing testing kit consists of an olive drab cotton duck carrier containing the chemicals, equipment, and accessories required to determine the relative impregnate content of clothing. Contents of the kit are: a 1-ounce bottle of solvent; a dropper for the solvent; two 1-ounce dropper bottles, one containing two white tablets and the other, two orange-colored tablets; test papers; an instruction card; and a soft black pencil. The carrier is provided with two loops for attachment to the user's belt. The filled kit measures about 6½ by 4½ by 1 inch. It weighs about 1 pound.

Status: Std-C

User: Army, Navy, Air Force

Spec/Pd No: MIL-K-327

B/M Dwg: C5-56-2

Stock No: FSN 6630-368-6147

Basis of Issue: TOE 3-7, furnished to Navy and Air Force in accordance with interdepartmental agreements.

Unit of Issue: Each

Pkg. Data: 32/bx.; 62 lb.; 1.3 cu. ft.

Class. & Exp: IV-X

CCTC Action: Item 744—Std.; Item 3408—Modernization code; Item 3753—Reclassification

References: TM 3-303; SB 3-30-205

TESTING KIT, IMPREGNITE-IN-CLOTHING, ABC-M2

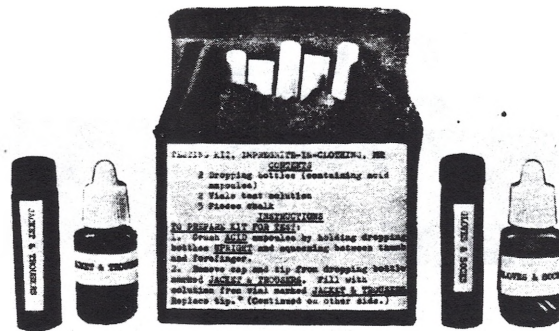


Figure 89.

Use: The ABC-M2 impregnite-in-clothing testing kit is used to determine qualitatively the impregnite content of permeable protective (impregnated) clothing.

Description: The ABC-M2 impregnite-in-clothing testing kit consists of a water-resistant paperboard box containing two glass vials of red dye test solution, two polyethylene dropping bottles, and five pieces of white chalk. Instructions for use are printed on the container. The kit measures approximately 4¼ by 3½ by 1½ inches and weighs approximately 5 ounces.

Status: Std-A

User: Army, Navy

Spec/Pd No: 197-54-782

B/M Dwg: C5-77-235

Stock No: FSN 6630-783-8192

Basis of Issue: TOE 3-7

Unit of Issue: Each

Pkg. Data: 60/carton; 23 lb.; 1.0 cu. ft.

Class. & Exp: II-X

CCTC Action: Item 3753-Std.; Item 3874-ABC-Std.

References: TB CML 68

SECTION III. COLLECTIVE PROTECTION EQUIPMENT

CHUTE, CONTAMINATED CLOTHING, M1




Figure 90.

Use: The M1 contaminated clothing chute is used for conveying contaminated clothing from an airlock of a pressurized protective shelter to a container in an unprotected area.

Description: The M1 contaminated clothing chute consists of a flanged sheet metal front housing which is fastened to a duct-type body. A spring-loaded door, hinged at the top, opens inward into the body. A rectangular sheet metal duct extends downward outside the shelter, approximately 9 inches below the bottom of the door. A butyl rubber-coated transition piece is fastened around the lower portion of the duct and over the top of a 32-gallon corrugated ash and garbage can.

Status: Std-A

TM 750-5-15

User: Army, Navy, Air Force

Spec/Pd No: MIL-C-50007

B/M Dwg: D5-79-2

Stock No: FSN 4240-606-7583

Basis of Issue: As required for use in protective shelters

Unit of Issue: Each

Pkg. Data: 1/bx.; 167 lb.; 11.5 cu. ft.

Class. & Exp: IV-NX

CCTC Action: Item 2943—Mil. Char.; Item 3420—Std.

References: TM 3-4240-203

CLOSURE, PROTECTIVE SHELTER, ANTIBLAST, M1




Figure 91.

Use: The M1 antiblast protective shelter closure is installed upstream from a filter unit in a protective shelter to protect the filter in a filter unit from damage by sudden and extreme external pressures such as would be caused by an atomic explosion.

Description: The M1 antiblast protective shelter closure consists of two flanged steel castings bolted together to form a chamber. A spring-loaded poppet valve inside the chamber is normally held open by a spring. A surge of pressure momentarily closes the poppet valve thereby preventing the pressure surge from damaging the filter. When the pressure surge passes, the poppet valve reopens and allows air to enter the filter unit.

Status: Std-A

User: Potential users: Army, Navy, Air Force

Spec/Pd No: 197-54-595

B/M Dwg: C5-19-1027

Stock No: FSN 4240-606-7584

Basis of Issue: Furnished to all military services in accordance with interdepartmental agreements

Unit of Issue: Each

Pkg. Data: 1/crate; 360 lb.; 5.6 cu. ft.

Class. & Exp: IV-NX

CCTC Action: Item 2944—Mil. Char.; Item 3420—Std.

References: TM 3-4240-203

**COLLECTIVE PROTECTION EQUIPMENT, GUIDED MISSILE VAN,
TRAILER-MOUNTED, FOR NIKE HERCULES, M1**




Figure 92.

Use: The M1 collective protection equipment is used to protect the occupants of Nike-Hercules battery control, radar control, and launcher control vans against chemical and biological agents and to provide means by which personnel can enter and leave the vans while excluding chemical and biological agents.

Description: The collective protection equipment consists of a trailer-mounted filter unit, large-diameter hoses, a hose-to-van transition piece (adapter), an antibackdraft valve and a pressurized protective entrance. The trailer on which the filter unit is mounted also carries the air conditioner which supplies air to the van. The collective protection equipment can be used either in conjunction with the air conditioner or without it. In use, the transition piece and antibackdraft valve are mounted in the protected van and the hoses are connected between the filter unit and the van. When not in use, the hoses are stored in a storage box which is mounted on the trailer.

Status: Std-B

User: Army

Spec/Pd No: 197-54-748

D/L: A5-19-1444

Stock No: FSN 4240-715-6557

Basis of Issue: 1 per AC-CP equipment for Nike-Herc., 3 of which are authorized per Nike-Herc battery.

Unit of Issue: Each

Pkg. Data: 1/crate; 2000 lb.; 316 cu. ft.

AMCTC Action: 1820

References: TM 3-4240-222-12; 3-4240-214-35

DOOR, PERMEABLE MEMBRANE, PROTECTIVE SHELTER, ABC-M1

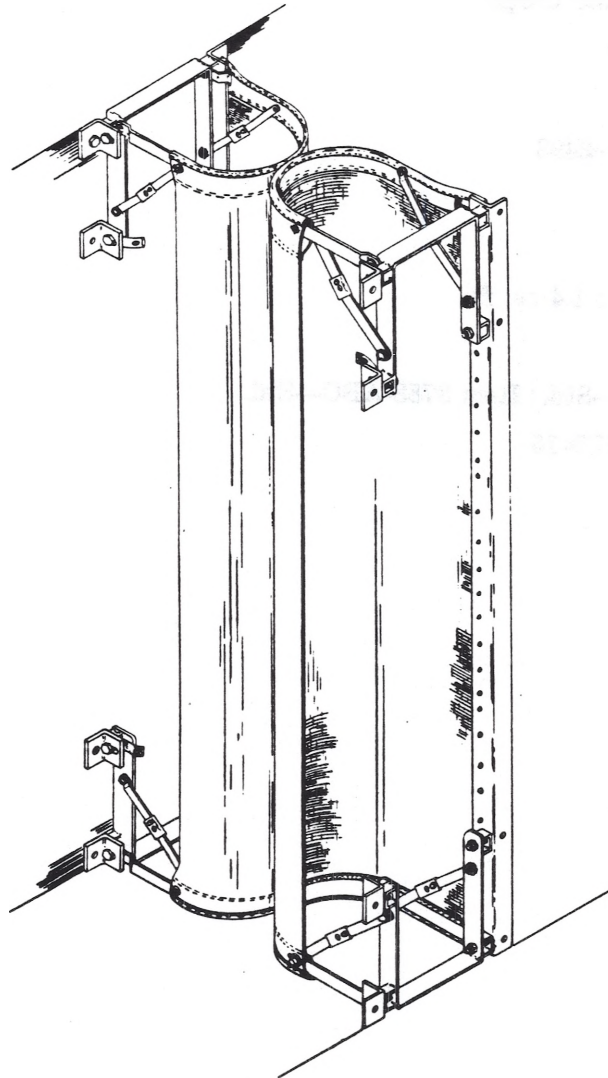


Figure 93.

Use: The ABC-M1 protective shelter permeable membrane door is designed to be installed in a 3- by 7-foot doorway or corridor which is part of the decontamination chamber entry system in a CBR protective shelter. The door furnishes a means of entry for personnel through a minimum open area and also prevents contaminated air from entering the shelter in which it is installed.

Description: The ABC-M1 permeable membrane door consists essentially of two permeable elastic panels mounted on semicircular holdings rings which are hinged to steel angles on each side of the doorway. In use, air from the protective shelter flows through the panels at approximately 400 cubic feet per minute and carries away any contaminated air that may have been brought into the entry system. Personnel entering the shelter separate the panels and pass through the opening so formed. When the panels are released, they return to the original sealed position. The door is designed to be folded out of the way against the wall when not in use.

TM 750-5-15

Status: Std-A

User: Army, Navy, Marine Corps

Spec/Pd No: 197-54-670

B/M Dwg: C5-65-14

Stock No: FSN 4240-713-2493

Basis of Issue:

Unit of Issue: Each

Pkg. Data: 1/box; 39 lb.; 1.4 cu. ft.

Class. & Exp: IV-NX

CCTC Action: Item 3688—Std.; Item 3788-ABC—Std.

References: TM 3-4240-225-15

FILTERS, GAS-PARTICULATE, 600 CFM, ABC-M14 AND ABC-M14A1




Figure 94.

Use: The ABC-M14 and ABC-M14A1 600 c.f.m. gas-particulate filters are designed to be used in M9-type 600 c.f.m. gas-particulate filter units or in the air-conditioning system of a protective shelter. The filters remove toxic gases and aerosols from air which passes through them.

Description: The ABC-M14 and ABC-M14A1 (not illustrated) 600 c.f.m. gas-particulate filters consist of a 600 c.f.m. gas filter and a 600 c.f.m. particulate filter in a plywood housing. In the ABC-M14 gas-particulate filter, the component gas and particulate filters are enclosed in a single housing; in the ABC-M14A1 gas-particulate filter, the component gas and particulate filters are in separate housings which are clamped together by quick-operating clamps. The gas-particulate filters measure approximately 2 by 2 by 3 feet and weigh approximately 300 pounds.

Status: ABC-M14, Std. B; ABC-M14A1, Std. A

User: Army and Navy

Spec/Pd No: ABC-M14, MIL-F-50051; ABC-M14A1, MIL-F-51224

B/M Dwg: ABC-M14, B5-19-2023

Stock No: ABC-M14, FSN 4240-300-6385; ABC-M14A1, FSN 4240-785-4422

Basis of Issue:

Unit of Issue: Each

Pkg. Data: 1/box; 400 lb.; 13 cu. ft.

Class. & Exp: IV-NX

CCTC Action: ABC-M14, Item 2962—Mil. Char.; Item 3411—Std.; Item 3874—ABC St.; AMCTC Item—Std. B; ABC-M14A1, AMCTC Item 3855—Std. A

References: ABC-M14, TM 3-4240-203

FILTERS, GAS-PARTICULATE, 1,200 CFM, ABC-M15 AND ABC-M15A1

(No Illustration Available)

Use: The ABC-M15 and ABC-M15A1 1,200 c.f.m. gas particulate filters are designed to be used in M10-type 1,200 c.f.m. gas-particulate filter units or in the air-conditioning system of a protective shelter. The filters remove toxic gases and aerosols from air which passes through them.

Description: The ABC-M15 and ABC-M15A1 1,200 c.f.m. gas particulate filters consist of a 1,200 c.f.m. gas filter and a 1,200 c.f.m. particulate filter in a plywood housing. In the ABC-M15 gas-particulate filter, the component gas and particulate filters are enclosed in a single housing; in the ABC-M15A1 gas-particulate filter, the component gas and particulate filters are in separate housings which are clamped together by quick-operating clamps. The gas-particulate filters measure approximately 2 by 2 by 6 feet and weigh approximately 550 pounds. The illustrations for the M10 1,200 c.f.m. GED filter unit shows the ABC-M15 gas-particulate filter installed in the M10 filter unit.

Status: ABC-M15, Std. B; ABC-M15A1, Std. A

User: Army, Navy

Spec/Pd No: ABC-M15, MIL-F-50052; ABC-M15A1, MIL-F-51224

B/M Dwg: ABC-M15, B5-19-2084

Stock No: ABC-M15, FSN 4240-629-7977; ABC-M15A1, FSN 4240-785-4415

Basis of Issue:

Unit of Issue: Each

Pkg. Data: 1/box; 615 lb.; 23 cu. ft.

Class. & Exp: IV-NX

CCTC Action: ABC-M15, Item 2962—Mil. Char.; Item 3411—Std.; Item 3874—ABC Std.; AMCTC Item 3855—Std. B; ABC-M15A1, AMCTC Item 3855—Std. A

References: ABC-M15, TM 3-4240-203

FILTERS, GAS-PARTICULATE, 2,500 CFM, ABC-M16 AND ABC-M16A1

(No Illustration Available)

Use: The ABC-M16 and ABC-M16A1 2,500 c.f.m. gas-particulate filters are designed to be used in M11-type 2,500 c.f.m. gas-particulate filter units or in the air-conditioning system of a protective shelter. The filters remove toxic gases and aerosols from air which passes through them.

Description: The ABC-M16 and ABC-M16A1 2,500 c.f.m. gas-particulate filters consist of a 2,500 c.f.m. gas filter and a 2,500 c.f.m. particulate filter in a plywood housing. In the ABC-M16 gas-particulate filter, the component gas and particulate filters are enclosed in a single housing; in the ABC-M16A1 gas-particulate filter, the component gas and particulate filters are in separate housings which are clamped together by quick-operating clamps. The gas-particulate filters measure approximately 4 by 2 by 6 feet and weigh approximately 1,090 pounds. The illustration for the M11 and M11A2 2,500 c.f.m. EMD filter units shows the ABC-M16 gas-particulate filter installed in the M11 filter unit.

Status: ABC-M16, Std. B; ABC-M16A1, Std. A

User: Army, Navy, Air Force, AEC, OCD, and NATO

Spec/Pd No: ABC-M16, MIL-F-50053; ABC-M16A1, MIL-F-51224

B/M Dwg: ABC-M16, B5-19-2134

Stock No: ABC-M16, FSN 4240-600-1654; ABC-M16A1, FSN 4240-785-4414

Basis of Issue:

Unit of Issue: Each

Pkg. Data: 1/Crate; 1280 lb.; 44 cu. ft.

Class. & Exp: IV-NX

CCTC Action: ABC-M16, Item 2962—Mil, Char.; Item 3411—Std.; Item 3874—ABC Std.; AMCTC Item 3855—Std. B; ABC-M16A1, AMCTC Item 3855—Std. A

References: ABC-M16, TM 3-4240-203

FILTERS, GAS-PARTICULATE, 5,000 CFM, ABC-M17 AND ABC-M17A1

(No Illustration Available)

Use: The ABC-M17 and ABC-M17A1 5,000 c.f.m. gas-particulate filters are designed to be used in M12-type 5,000 c.f.m. gas-particulate filter units or in the air-conditioning system of a protective shelter. The filters remove toxic gases and aerosols from air which passes through them.

Description: The ABC-M17 and ABC-M17A1 5,000 c.f.m. gas-particulate filters consist of a 5,000 c.f.m. gas filter and a 5,000 c.f.m. particulate filter in a plywood housing. In the ABC-M17 gas-particulate filter, the component gas and particulate filters are enclosed in a single housing; in the ABC-M17A1 gas-particulate filter, the component gas and particulate filters are in separate housings which are clamped together by quick-operating clamps. The gas-particulate filters measure approximately 4 by 4 by 6 feet and weigh approximately 2,240 pounds. The illustration for the M12 and M12A2 5,000 c.f.m. EMD filter unit shows the ABC-M17 gas-particulate filter installed in the M12 filter unit.

Status: ABC-M17, Std. B; ABC-M17A1, Std. A

User: Army, Navy, Air Force, AEC, OCD, NATO

Spec/Pd No: ABC-M17, MIL-F-50054; ABC-M17A1, MIL-F-51224

B/M Dwg: ABC-M17, B5-19-2005

Stock No: FSN 4240-629-7976

Basis of Issue:

Unit of Issue: Each

Pkg. Data: 1/Crate; 2500 lb.; 88 cu. ft.

Class. & Exp: IV-NX

CCTC Action: ABC-M17, Item 2962—Mil. Char.; Item 3411—Std.; Item 3874—ABC Std.; AMCTC Item 3855—Std. B; ABC-M17A1, AMCTC Item 3855—Std. A

References: ABC-M17, TM 3-4240-203

FILTER UNIT, GAS-PARTICULATE, EMD, 300 C.F.M., ABC-M6




Figure 95.

Use: The ABC-M6 300-c.f.m. EMD (electric-motor driver) gas-particulate filter unit is designed to remove toxic gases and aerosols from air contaminated with CBR agents, and to deliver the purified air to a protective shelter.

Description: The ABC-M6 300-c.f.m. EMD gas-particulate filter unit consists essentially of a 300-c.f.m. blower, two M10 gas filters and two M9 particulate filters in a canister, flexible air hose, and a 1-horsepower electric motor. The components of the filter unit are mounted on the canister which is provided with retractable carrying handles. The filter unit operates on 230-volt or 115-volt, 60 cycle, single-phase alternating current.

Status: Std-B

User: Army

Spec/Pd No: MIL-F-10934

B/M Dwg: D5-19-726

Stock No: FSN 4240-368-6127

Basis of Issue:

Unit of Issue: Each

Pkg. Data: 1/crate; 705 lb.; 37.1 cu. ft.

Class. & Exp: IV-NX

CCTC Action: Item 1726—Mil. Char.; Item 2175—Std.; Item 2784—ABC—Army Std.; Item 2881—Nomenclature revised; Item 3408—Modernization code; AMCTC Item 1645—Std. B

References: TM 3-4240-207-12, -35, -20P, -35P; LO 3-4240-207-12

FILTER UNIT, GAS-PARTICULATE, EMD, 300 C.F.M., ABC-M6A1




Figure 96.

Use: The ABC-M6A1 300-c.f.m. EMD (electric motor driven) gas-particulate filter unit is designed to remove toxic gases and aerosols from air contaminated with CBR agents, and to deliver the purified air to a protective shelter.

Description: The ABC-M6A1 300-c.f.m. EMD gas-particulate filter unit consists essentially of a 300-c.f.m. blower, a canister containing two M10 gas filters and two M9A1 particulate filters, flexible air hose, and a 1-horsepower electric motor. The components of the filter unit are mounted on the canister which is provided with retractible carrying handles. The filter unit operates on 230-volt or 115-volt, 60 cycle, single-phase alternating current.

Status: Std-A

User: Army

Spec/Pd No: MIL-F-10934

B/M Dwg:

Stock No: 4240-889-2317

Basis of Issue:

Unit of Issue: Each

Pkg. Data: 1/crate; 548 lb.; 11 cu. ft.

Class. & Exp: IV-NX

AMCTC Action: 1645—Std

References: TM 3-4240-241-12, -20P, -35, -35P

FILTER UNIT, GAS-PARTICULATE, GED, 300 C.F.M., ABC-M6

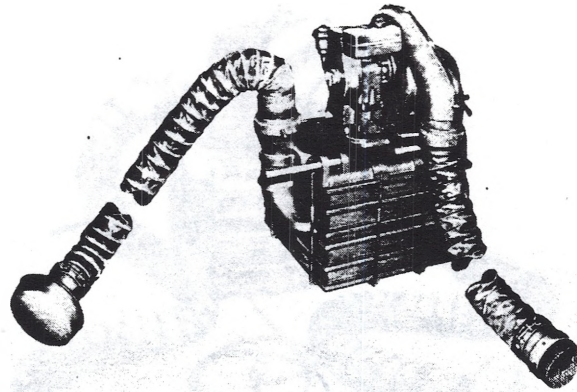


Figure 97.

Use: The ABC-M6 300-c.f.m. GED gas particulate filter unit is designed to remove toxic gases and aerosols from air contaminated with CBR agents, and to deliver the purified air to a protective shelter.

Description: The ABC-M6 300-c.f.m. GED gas-particulate filter unit consists essentially of a 300 c.f.m. blower, two M10 gas filters and two M9 particulate filters in a canister, flexible air hose, and a 1½-horsepower gasoline engine. The components of the filter unit are mounted on the canister, which is provided with retractable carrying handles.

Status: Std-B

User: Army

Spec/Pd No: MIL-F-10934

B/M Dwg: D5-19-726

Stock No: FSN 4240-368-6126

Basis of Issue:

Unit of Issue: Each

Pkg. Data: 1/crate; 705 lb.; 37.1 cu. ft.

Class. & Exp: IV-NX

CCTC Action: Item 1726—Mil. Char.; Item 2175—Std.; Item 2784—ABC—Army Std.; Item 2881—Nomenclature revised; Item 3408—Modernization code; AMCTC Item 1645—Std B

References: TM 3-4240-207-12, -35, -20P, -35P; LO 3-4240-207-12

FILTER UNIT, GAS-PARTICULATE, GED, 300 C.F.M., ABC-M6A1




Figure 98.

Use: The ABC-M6A1 300-c.f.m. GED (gasoline engine driven) gas-particulate filter unit is designed to remove toxic gases and aerosols from air contaminated with CBR agents, and to deliver the purified air to a protective shelter.

Description: The ABC-M6A1 300-c.f.m. GED gas-particulate filter unit consists essentially of a 300 c.f.m. blower, a canister containing two M10 gas filters and two M9A1 particulate filters, flexible air hose and a 1½-horsepower gasoline engine which is made in two versions. In one version, there is no integral fuel tank; instead a gasoline can adapter is furnished which fits the opening of a standard military 5-gallon gasoline can. The other version (not illustrated) has an integral gasoline tank. The components of the filter unit are mounted on the canister which is provided with retractable carrying handles.

Status: Std-A

User: Army

Spec/Pd No: MIL-F-10934

B/M Dwg:

Stock No: FSN 4240-889-2316

Basis of Issue:

Unit of Issue: Each

Pkg. Data: 1/crate; 548 lb.; 11 cu. ft.

Class. & Exp: IV-NX

AMCTC Action: 1645—Std

References: TM 3-4240-241-12, -20P, -35, -35P

FILTER UNIT, GAS-PARTICULATE, EMD, 600 CFM, M9A2

(No Illustration Available)

Use: The M9A2 600 c.f.m. EMD (electric-motor driven) gas-particulate filter unit is designed to remove toxic gases and aerosols from air contaminated with CBR agents and to deliver the purified air to a protective shelter.

Description: The M9A2 (not illustrated) 600 c.f.m. EMD gas-particulate filter unit consists essentially of a 600 c.f.m. blower, an ABC-M14 or ABC-M14A1 600 c.f.m. gas-particulate filter, transition pieces, (ducts), flexible air hose, and a 1-horsepower electric motor. The M9A2 filter unit is bolted to an aluminum skid and is designed so that the blower can be placed either on the influent end or the effluent end of the gas-particulate filter; the transition pieces are made of wood. The filter unit can be separated into its components to permit transportation through confined areas. The filter unit operates on 230-volt, 60 cycle, 3-phase alternating current.

Status: Std-A.

User: Army, Navy, Air Force, AEC, OCD, NATO

Spec/Pd No: MIL-F-51216

B/M Dwg: LM5-19-1858

Stock No: FSN 4240-788-5310

Basis of Issue:

Unit of Issue: Each

Pkg. Data: 1/crate 830 lb.; 57 cu. ft.

Class. & Exp: IV-NX

CCTC Action:

References:

FILTER UNIT, GAS-PARTICULATE, EMD, 1,200 CFM, M10A2

(No Illustration Available)

Use: The M10A2 c.f.m. EMD (electric-motor driven) gas-particulate filter unit is designed to remove toxic gases and aerosols from air contaminated with CBR agents and to deliver the purified air to a protective shelter.

Description: The M10A2 (not illustrated) 1,200 c.f.m. EMD gas-particulate filter unit consists essentially of a 1,200 c.f.m. blower, an ABC-M15 or ABC-M15A1 1,200 c.f.m. gas-particulate filter, transition pieces (ducts), flexible air hose, and a 2-horsepower electric motor. The M10A2 filter unit is bolted to an aluminum skid and is designed so that the blower can be placed either on the influent end or the effluent end of the gas-particulate filter; the transition pieces are made of wood. The filter unit can be separated into its components to permit transportation through confined areas. The filter unit operates on 230-volt, 60 cycles, 3-phase alternating current.

Status: Std-A.

User: Army, Navy, Air Force, AEC, OCD, NATO

Spec/Pd No: MIL-F-51217

B/M Dwg: LM 5-19-1864

Stock No: FSN 4240-788-5309

Basis of Issue:

Unit of Issue: Each

Pkg. Data: 1/Crate; 1900 lb.; 98 cu. ft.

Class. & Exp: IV-NX

CCTC Action: AMCTC Item 3855-Std. A

References:

FILTER UNIT, GAS-PARTICULATE, GED, 1,200 C.F.M. M10




Figure 99.

Use: The M10 1,200-c.f.m. GED gas-particulate filter unit is designed to remove toxic gasses and aerosols from air contaminated with CBR agents, and to deliver the purified air to a protective shelter.

Description: The M10 1,200-c.f.m. GED gas-particulate filter unit consists essentially of a 1,200-c.f.m. blower, an M15 1,200-c.f.m. gas-particulate filter, transition pieces (ducts), flexible airhose, and a 2½-horsepower air-cooled gasoline engine, all mounted on a skid.

Status: Std-A

User: Army, Navy

Spec/Pd No:

B/M Dwg: D305-19-2149

Stock No: FSN 4240-542-5586

Basis of Issue:

Unit of Issue: Each

Pkg. Data: 1/crate; 1,840 lb.

Class. & Exp: IV-NX

CCTC Action: Item 2962—Mil. Char.; Item 3411—Std.

References:

FILTER UNITS, GAS-PARTICULATE, EMD, 2,500 CFM, M11 AND M11A2




Figure 100.

Use: The M11 and M11A2 2,500 c.f.m. EMD (electric-motor driven) gas-particulate filter units are designed to remove toxic gases and aerosols from air contaminated with CBR agents to deliver the purified air to a protective shelter.

Description: The M11 and M11A2 (not illustrated) 2,500 c.f.m. EMD gas-particulate filter consist essentially of a 2,500 c.f.m. blower, an ABC-M11 or ABC-M16A1 2,500 c.f.m. gas-particulate filter transition pieces (ducts), flexible air hose, and a 5-horsepower electric motor, all mounted on a skid. The M11 filter unit is bolted to a wood skid; the transition pieces are made of fabric. The M11A2 filter unit is bolted to an aluminum skid and is designed so that the blower can be placed either on the influent end or the effluent end of the gas-particulate filter; the transition pieces are made of wood. The M11A2 filter unit can be separated into its components to permit transportation through confined areas. Both filter units operate on 230-volt, 60 cycle, 3-phase alternating current.

Status: M11, Std-B; M11A2, Std.-A.

User: Army, Navy, Air Force, AEC, OCD, NATO

Spec/Pd No: M11, MIL-F-50057

B/M Dwg: M11, D5-19-2198; M11A2, LM5-19-1880

Stock No: M11, FSN 4240-603-9521; M11A2, FSN 4240-788-5308

Basis of Issue:


Unit of Issue: Each

Pkg. Data: 1/Crate; 2950 lb.; 219 cu. ft.

Class. & Exp: IV-NX

CCTC Action: M11, Item 2962—Mil. Char., Item 3411—Std., AMCTC Item 3855—Std. B; M11A2, AMCTC Item 3855—Std. A

References: M11, TM 3-4240-210-12, -35, -20P, -35P.

FILTER UNIT, GAS-PARTICULATE, GED, 2,500 C.F.M., M11*Figure 101.*

Use: The M11 2,500-c.f.m. GED gas-particulate filter unit is designed to remove toxic gases and aerosols from air contaminated with CBR agents and to deliver the purified air to a protective shelter.

Description: The M11 2,500-c.f.m. GED gas-particulate filter unit consists essentially of a 2,500-c.f.m. blower, an M16 2,500-c.f.m. gas-particulate filter, transition pieces (ducts), flexible airhose, and a 5.6-horsepower air-cooled gasoline engine, all mounted on a skid.

Status: Std-A

User: Army, Navy

Spec/Pd No: 197-54-598

B/M Dwg: D5-19-2122

Stock No: FSN 4240-542-5588

Basis of Issue:

Unit of Issue: Each

Pkg. Data: 1/crate; 2,400 lb.

Class. & Exp: IV-NX

CCTC Action: Item 2962—Mil. Char.; Item 3411—Std.

References:

FILTER UNITS, GAS-PARTICULATE, EMD, 5,000 CFM, M12 AND M12A2




Figure 102.

Use: The M12 and M12A2 5,000 c.f.m. EMD (electric-motor driven) gas-particulate filter units are designed to remove toxic gases and aerosols from air contaminated with CBR agents and to deliver the purified air to a protective shelter.

Description: The M12 and M12A2 (not illustrated) 5,000 c.f.m. EMD gas-particulate filter units consist essentially of a 5,000 c.f.m. blower, an M17 or ABC-M17A1 5,000 c.f.m. gas-particulate filter, transition pieces (ducts), flexible air hose, and a 7½ horsepower electric motor, all mounted on a skid. The M12 filter unit is bolted to a wood skid; the transition pieces are made of fabric. The M12A2 filter unit is bolted to an aluminum skid and is designed so that the blower can be placed either on the influent end or the effluent end of the gas-particulate filter; the transition pieces are made of wood. The M12A2 filter unit can be separated into its components to permit transportation through confined areas. Both filter units operate on 230-volt, 60 cycle, 3-phase alternating current.

Status: M12, Std-B; M12A2, Std-A.

User: Army, Navy, Air Force, AEC, OCD, NATO

Spec/Pd No: M12, MIL-F-50058; M12A2, MIL-F-51219

B/M Dwg: M12, D5-19-2036; M12A2, LM 5-19-1892

Stock No: M12, FSN 4240-542-5584; M12A2, FSN 4240-788-5307

Basis of Issue:

Unit of Issue: Each

Pkg. Data: 1/Crate 4165 lb.; 404 cu. ft.

Class. & Exp: IV-NX

CCTC Action: M12, Item 2962—Mil. Char.; Item 3411—Std. AMCTC Item 3855—Std. B; M12A2, AMCTC Item 3855—Std. A.

References: M12, TM 3-4240-211-12, -35, -20P, -35P.

FILTER UNIT, GAS-PARTICULATE, GED, 5,000 C.F.M., M12




Figure 103.

Use: The M12 5,000-c.f.m. GED gas-particulate filter unit is designed to remove toxic gasses and aerosols from air contaminated with CBR agents and to deliver the purified air to a protective shelter.

Description: The M12 5,000-c.f.m. gas-particulate filter unit consists essentially of a 5,000-c.f.m. blower, an M17 5,000-c.f.m. gas-particulate filter, transition pieces (ducts), flexible air-hose, a 10-horsepower air-cooled gasoline engine, and a speed-reducing gear train, all mounted on a skid.

Status: Std-A

User: Army, Navy, Air Force

Spec/Pd No:

B/M Dwg: D305-19-2219

Stock No: FSN 4240-542-5585

Basis of Issue:

Unit of Issue: Each

Pkg. Data: 1/crate; 4,000 lb.

Class. & Exp: IV-NX

CCTC Action: Item 2962—Mil. Char.; Item 3411—Std.

References:

FILTER UNIT, GAS-PARTICULATE, ARMORED AMBULANCE, SIX-MAN, 12 CFM, M14

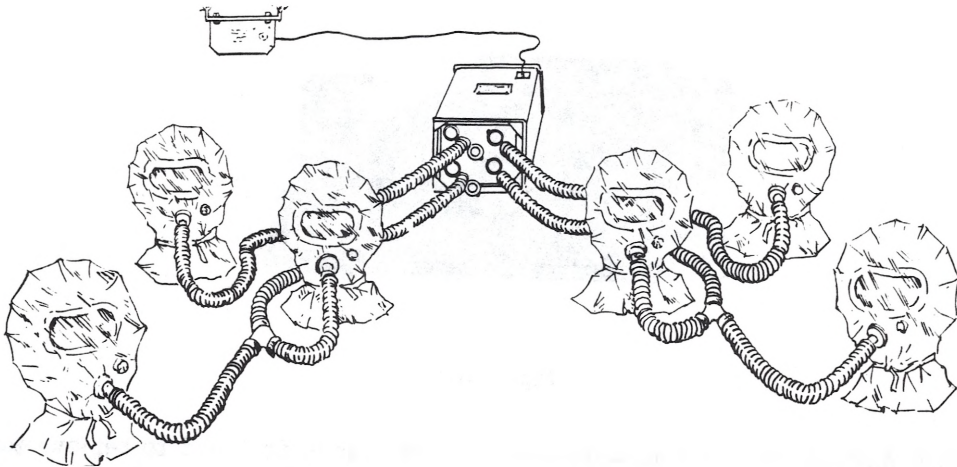


Figure 104.

Use: The M14 12 c.f.m. six-man armored ambulance gas-particulate filter unit is used in armored ambulances. It is designed to remove dust and toxic gases and aerosols from the air and to supply purified air to six or fewer occupants of the ambulance. In the M59 armored ambulance, air is supplied to six patients; in the M113 armored ambulance, air is supplied to four patients and the driver.

Description: The M14 12 c.f.m. six-man armored ambulance gas-particulate filter unit consists essentially of an M2A2 air purifier assembly, a combined circuit breaker and switch, air duct hose, six M13A1 hospital collective protector head pieces, and installation hardware. Purified air is supplied through hose to inlet at the front of each hospital collective protector head piece (and to the driver of the M113 armored ambulance). A blower in the air purifier is driven by an integral motor which is powered by the vehicle power supply.

Status: Std-A

User: Army

Spec/Pd No: MIL-F-51174

B/M Dwg:

Stock No: FSN 4240-010-5267

Basis of Issue: 1 per armored ambulance

Unit of Issue: Each

Pkg. Data: 1/box; 53 lb.; 1.6 cu. ft.

Class. & Exp: II-NX

AMCTC Action: 2520

References: TM 3-4240-253-14

FILTER UNIT, GAS-PARTICULATE, HOSPITAL, SIX-MAN, 12 C.F.M., M7

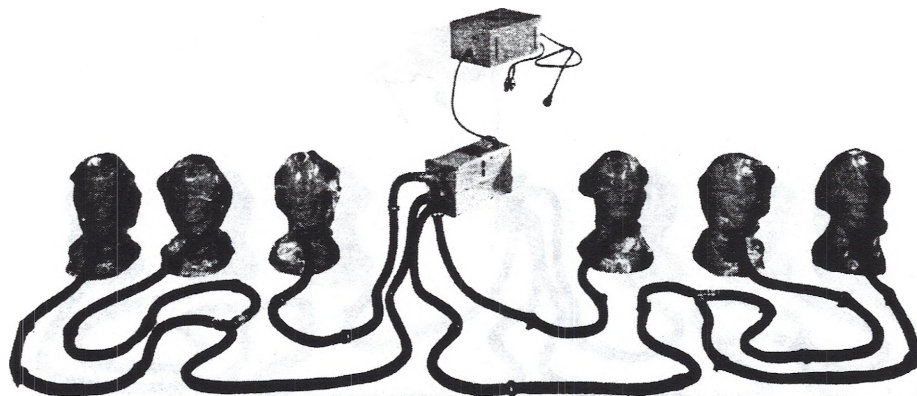


Figure 105.

Use: The M7 12-c.f.m. six-man hospital gas-particulate filter unit is designed to remove toxic gases and aerosols from the air, and to supply purified air to six or fewer bedridden hospital patients. The headpieces can be used to protect patients suffering from wounds of the face, head, or neck.

Description: The M7 12-c.f.m. six-man hospital gas-particulate filter unit consists essentially of an M2 air purifier, a transformer-rectifier assembly, six M13 hospital filter unit headpieces, and M4 and M5 hospital filter unit hose. A dust separator, a gas filter, a particulate filter, a blower, and an electric motor are enclosed in the M2 air purifier. The filter unit operates on either 24-volt direct current or 115-volt, 60-cycle, single-phase alternating current.

Status: Std-B

User: Army

Spec/Pd No: 197-54-541

B/M Dwg: C5-66-228

Stock No: FSN 4240-368-6129

Basis of Issue: TA 3-2

Unit of Issue: Each

Pkg. Data: 1/box; 138 lb.; 5.7 cu. ft.

Class. & Exp: IV-NX

CCTC Action: Item 2723—Mil. Char.; Item 3027—Ltd. Std.; Item 3408—Modernization code

References: TB CML 36; SB 3-30-11

FILTER UNIT, GAS-PARTICULATE, HOSPITAL, SIX-MAN 12 C.F.M., ABC-M7A1

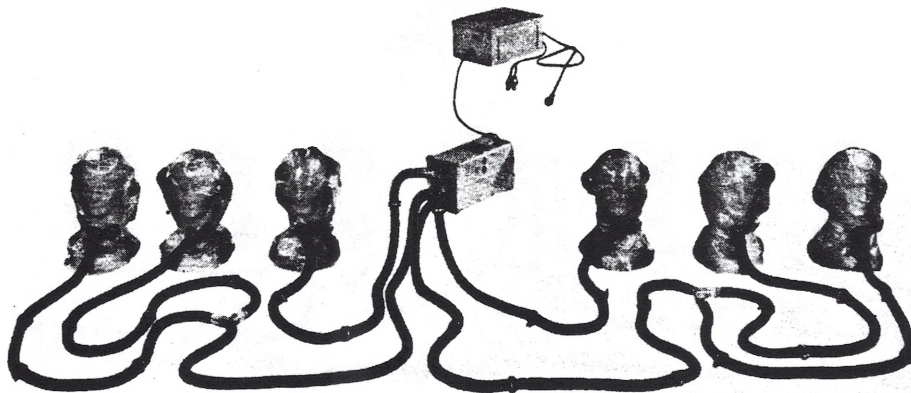


Figure 106.

Use: The ABC-M7A1 12-c.f.m. six-man hospital gas-particulate filter unit is designed to remove toxic gases and aerosols from the air, and to supply purified air to six or fewer bedridden hospital patients. The headpieces can be used to protect patients suffering from wounds of the face, head, or neck.

Description: The ABC-M7A1 12-c.f.m. six-man hospital gas-particulate filter unit consists essentially of an M2A1 air purifier, a transformer unit, six M13 hospital filter unit headpieces, and M4 and M5 hospital filter unit hose. A dust separator, a gas filter, a particulate filter, a blower, and an electric motor are enclosed in the M2A1 air purifier. The filter unit operates on either 24-volt direct current or 115-volt, 60-cycle, single phase alternating current.

Status: Std-A

User: Army

Spec/Pd No: MIL-F-14452

B/M Dwg: C5-66-273

Stock No: FSN 4240-203-3999

Basis of Issue: TA 3-2

Unit of Issue: Each

Pkg. Data: 1/box; 138 lb.; 5.7 cu. ft.

Class. & Exp: IV-NX

CCTC Action: Item 2723—Mil. Char.; Item 3027—Std.; Item 3408—Modernization code; Item 3874—ABC-Std

References: TM 3-4240-201-12, -35, -20P, -35P

FILTER UNIT, GAS-PARTICULATE, TANK, FIVE-MAN, 20 CFM, M13 AND M13A1




Figure 107.

Use: The M13 and M13A1 20-c.f.m. five-man tank gas-particulate filter units are designed to remove dust and toxic gases, and aerosols from the air, heat the air when necessary, and supply purified air to five or fewer members of the crew of an armored vehicle. The M13 and M13A1 filter units are installed in M60 and M60A1 combat tanks respectively.

Description: The M13 and M13A1 20 c.f.m. five-man tank gas-particulate filter units are identical except for minor differences in installation hardware. The filter unit consists essentially of a precleaner-and-particulate filter assembly, two M18 10 c.f.m. gas filters, four M3 filter unit electric air heaters (for four-man crews; an additional heater would be required for five-man crews), air duct hose and installation hardware. Purified air is supplied through heaters and hose to crewmembers, each of whom is issued individual M14-type or M25-type tank protective mask. A blower in the precleaner-and-particulate filter assembly is driven by an integral motor which is powered by the tank 24-volt power supply.

Status: M13, Std-B, M13A1, Std-A

User: Army

Spec/Pd No: 197-54-690

B/M Dwg:

Stock No: M13, FSN 4240-601-8372; M13A1, FSN 4240-964-9061

Basis of Issue: M13, 1 per M60 combat tank; M13A1, 1 per M60A1 combat tank

Unit of Issue: Each

Pkg. Data: M13, 1/box, 100 lb., 4.0 cu. ft.; M13A1, installed in M60A1 combat tank by mfr.

Class. & Exp: II-NX

CCTC Action: 4116

References: TM 3-4240-216-12, -20P, -35, -35P

FILTER UNIT, GAS-PARTICULATE, TANK, FOUR-MAN, 12 CFM, ABC-M8A3

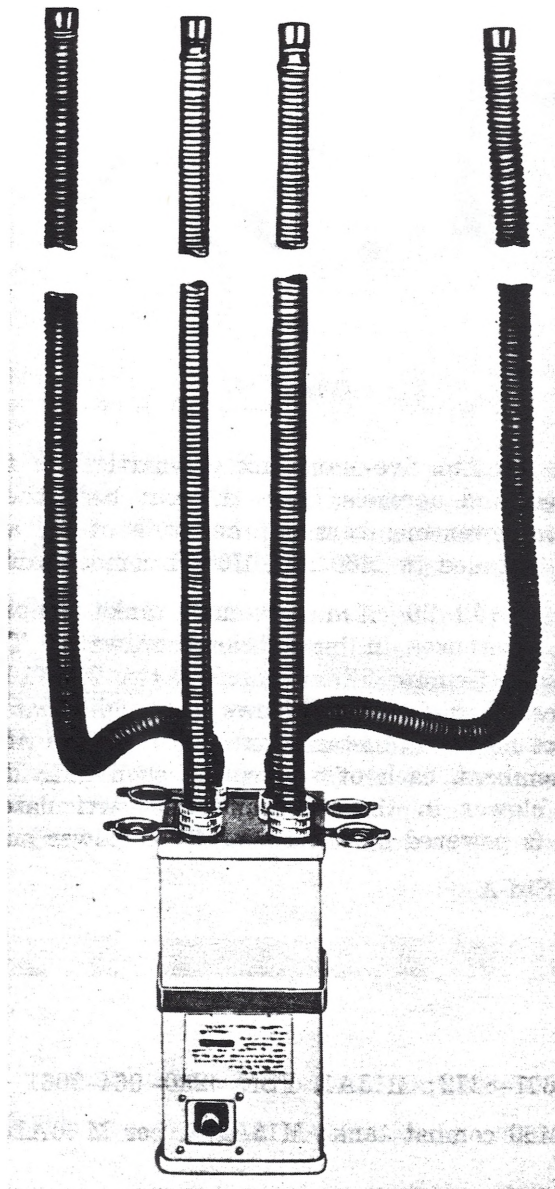


Figure 108.

Use: The ABC-M8A3 12-c.f.m. four-man tank gas-particulate filter unit is used to remove toxic gases, dusts, and aerosols from the air and to supply purified air to four or fewer crewmembers of certain armored vehicles.

Description: The ABC-M8A3 12-c.f.m. four-man tank gas-particulate filter unit consists of an M2A2 air purifier, 4 hose assemblies, a circuit breaker and switch assembly, electrical cable assemblies, a frame assembly, a spring clip, clamps, mounts, and common hardware. M14-type tank protective masks are used with this filter unit. One or two M8A3 filter units are installed in an armored vehicle depending upon the type of vehicle.

Status: Std-A

User: Army, Marine Corps

Spec/Pd No: MIL-F-51069

B/M Dwg: C5-19-1779

Stock No: 4240-853-3201

Basis of Issue:

1. Carrier, personnel, full-tracked—1 per veh.
2. Tank, combat, full-tracked, med. gun (M48 series only)—2 per veh.
3. Bridge, armored vehicle launched, scissoring, TYCL60, Alum, 60 ft. length of span—1 per veh.
4. Tank, combat, full-tracked, light gun—2 per veh.
5. Combat engineer vehicle, full-tracked—2 per veh.
6. Tank, combat, full-tracked, heavy gun (M103, M103A1, or M103A2)—2 per veh.

Unit of Issue: Each

Pkg. Data: 1/box; 52 lb.; 1.8 cu. ft.

Class. & Exp: II-NX

CCTC Action: 3932

References: TM 3-4240-236-12, -20P, -35, and -35P

FILTER UNIT, GAS-PARTICULATE, TANK, THREE-MAN, 12 C.F.M., ABC-M8A2

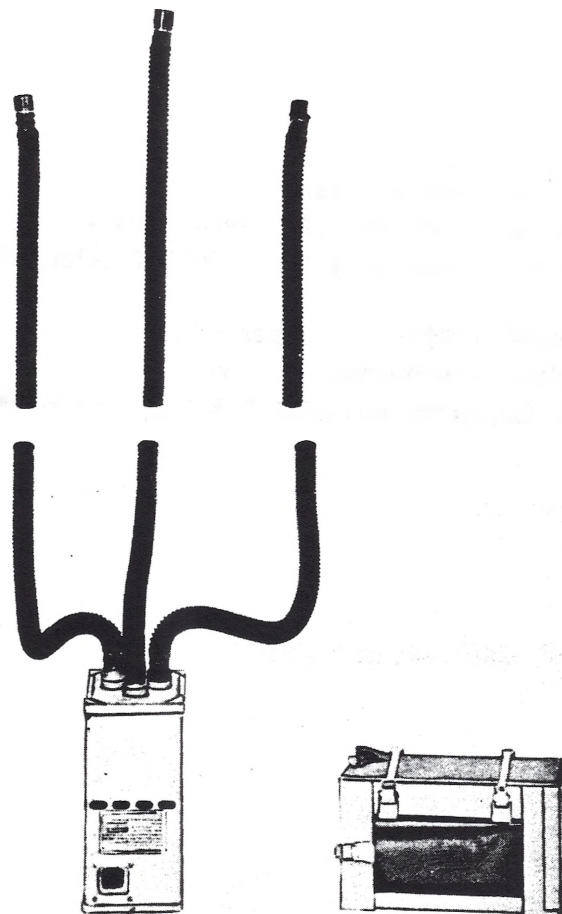


Figure 109.

Use: The ABC-M8A2 12-c.f.m. three-man tank gas-particulate filter unit is designed to remove toxic gases, dusts, and aerosols from the air, and to supply purified air to three or fewer members of the crew of an armored vehicle.

Description: The ABC-M8A2 12-c.f.m. three-man tank gas-particulate filter unit consists essentially of an M2A1 air purifier assembly, M6 and M7 tank filter unit hose assemblies, and an M20 installation kit. The M14 or M14A1 combat vehicle protective mask is used with the filter unit. The air purifier assembly consists of a particulate filter, a gas filter, and an air purifier precleaner in a steel housing. A blower in the precleaner is driven by a motor which may be operated from a 24-volt direct-current source capable of delivering 5 amperes of current or from a 24-volt alternating-current source.

Status: Std-B

User: Army, Marine Corps

Spec/Pd No: MIL-F-50086

B/M Dwg: C5-19-1501

Stock No: FSN 4240-691-1505

Basis of Issue:

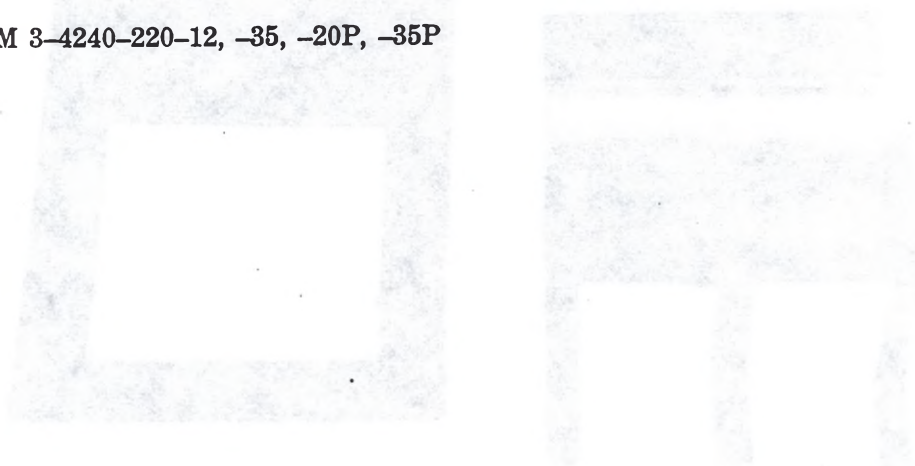
Unit of Issue: Each

Pkg. Data: 1/box; 53 lb., 1.6 cu. ft.

Class. & Exp: II—NX

CCTC Action: Item 3627—Std.; Item 3932—Std-B

References: TM 3-4240-220-12, -35, -20P, -35P



[Faint, illegible text, likely bleed-through from the reverse side of the page.]

REGULATOR, AIR PRESSURE, PROTECTIVE SHELTER, M1




Figure 110.

Use: The M1 air pressure regulator is used to maintain a desired air pressure differential between two rooms in a protective shelter when air is flowing through the regulator from one room to the other.

Description: The M1 air pressure regulator consists of a steel frame, 23 inches high and 13 inches wide, with an opening 9 inches square at the lower end. A movable steel panel which may be raised or lowered to vary the size of the air passage is held in the desired positions by thumbscrews. A deflector, which is a curved sheet metal plate, is furnished as part of the regulator.

Status: Std-A

User: Air Force, Army, Navy

Spec/Pd No: MIL-R-3295

B/M Dwg: C5-65-8

Stock No: FSN 4240-368-6144

Basis of Issue: As required for installation in protective shelters; issue controlled by Chief Chemical Officer

Unit of Issue: Each

Pkg. Data: 2/box; 50.; 2 cu. ft.

Class & Exp: IV-X

CCTC Action: Item 2031—Std.; Item 3408—Modernization code

References: TM 3-4240-203; TM 5-311; SB 3-30-18

VALVE, ANTIBACKDRAFT, PROTECTIVE SHELTER, AN-M1




Figure 111.

Use: The AN-M1 antibackdraft valve regulates the air pressure inside a protective shelter and prevents the reverse flow of air into the shelter.

Description: The AN-M1 antibackdraft valve consists of a flanged sheet-steel body, fitted with a hinged cover. The outer side of the body, against which the cover rests when the valve is closed, is sloped at 20° from the vertical. A counterweight is screwed to a shaft inside the cover. Adjustment of the counterweight on the shaft determines the pressure necessary to open the valve. An increase in pressure outside the shelter such as is caused by a gust of wind closes the valve thereby preventing unfiltered air from entering. Overall height of the valve is 17½ inches; width, 14 inches.

Status: Std-A

User: Army, Navy, and Air Force

Spec/Pd No: MIL-V-3293

B/M Dwg: C5-65-2

Stock No: FSN 4240-368-6143

Basis of Issue: As required for installation in protective shelters; issue controlled by Chief Chemical Officer.

Unit of Issue: Each

Pkg. Data: 2/box; 30 lb.; 1.6 cu. ft.

Class. & Exp: IV-X

CCTC Action: Item 2031—Std.; Item 3408—Modernization code; Item 3420—Std-B; Item 3896—Redesignation and Std-A

References: TM 3-4240-203, TM 5-311; SB 3-30-18

VALVE, ANTIBACKDRAFT, PROTECTIVE SHELTER, M2




Figure 112.

Use: The M2 antibackdraft valve regulates the air pressure inside a protective shelter and prevents the reverse flow of air into the shelter.

Description: The M2 antibackdraft valve consists of a flanged sheet-steel body fitted with a hinged cover. The cover is attached through a linkage to a pivoted arm and counterweight assembly. Adjustment of the counterweight on its shaft controls the degree of opening of the cover caused by pressure inside the shelter. The number of degrees the cover is open registers on a scale, and a calibration chart supplied with the valve permits the degrees of opening at a given airflow to be translated into the pressure resulting in the shelter. An increase in pressure outside the shelter such as is caused by a gust of wind closes the valve thereby preventing unfiltered air from entering.

Status: Std-A

User: Army, Navy, and Air Force

Spec/Pd No: MIL-V-50010

B/M Dwg: D5-65-31

Stock No: FSN 4240-606-7585

Basis of Issue: Furnished to all military services in accordance with interdepartmental agreements

Unit of Issue: Each

Pkg. Data: 1/box; 30 lb.; 1.6 cu. ft.

Class. & Exp: IV-NX

CCTC Action: Item 2945—Mil. Char.; Item 3420—Std.

References: TM 3-4240-203, TM 5-311

SECTION IV. DECONTAMINATING APPARATUS AND SUPPLIES

ANTISET DECONTAMINATING SLURRY, M2

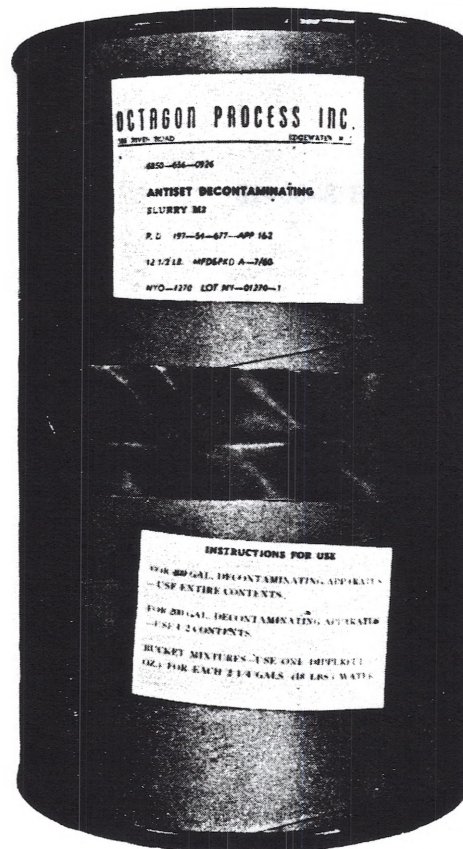


Figure 113.

Use: M2 decontaminating slurry antiset is added to bleach slurry in the ratio of 1 percent by weight of the decontaminating agent (12½ pounds of M2 antiset for the 400-gallon decontaminating apparatus, 6¼ pounds for the 200-gallon decontaminating apparatus). In cold weather, M2 antiset prevents the slurry from settling in the lines and tank; in hot weather, it prevents foaming of the slurry.

Description: M2 decontaminating slurry antiset is a mixture of citric acid and a phosphate. Twelve and one-half pounds of M2 antiset are packaged in a sealed polyethylene bag which is placed in a fiber can approximately 7⅛ inches in diameter; each can is marked with instructions for use. A 3-ounce polyethylene measuring cup is placed in each can. Four cans are packed in a strapped fiberboard box.

TM 750-5-15

Status: Std-A

User: Army, Navy, Air Force

Spec/Pd No: MIL-A-51027

B/M Dwg:

Stock No: FSN 6850-656-0926

Basis of Issue:

Unit of Issue: Box

Pkg. Data: 4 12½-lb. cans/box; 54 lb.; 1.3 cu. ft.

Class. & Exp: II-X

CCTC Action: Item 3516—Std.

References: TM 3-220, 3-4230-203-12, SB 3-30-15

CITRIC ACID, MONOHYDRATE, TECHNICAL, 6½-LB. DRUM




Figure 114.

Use: Technical monohydrate citric acid is added to bleach slurry prepared in decontaminating apparatus in the proportion of one-half pound citric acid to 100 pounds of bleach. In cold weather, the citric acid prevents the slurry from setting in the lines and tank; in hot weather, it prevents foaming of the slurry.

Description: Technical monohydrate citric acid is a white powder. It was formerly called Antiset, M1.

Status: Std-C

User: Army, Navy, Air Force

Spec/Pd No: MIL-C-11029

B/M Dwg:

Stock No: FSN 6810-270-6217

Basis of Issue:

Unit of Issue: Drum

Pkg. Data: Drum; 7.2 lb.; 0.2 cu. ft.

Class. & Exp: II-X

CCTC Action: Item 2174—Std.; Items 3408 and 3450—Revised classification and modernization code; Item 3516—Reclassification

References: TM 3-220

DANC SOLUTION UNIT, 3-GALLON, M4



Figure 115.

Use: M4 DANC solution is used to decontaminate equipment which has been contaminated by blister agents. It is effective to some degree against BW agents. It is not effective against nerve gas.

Description: The M4 DANC solution unit consists of a dual container holding measured quantities of chemicals which when mixed produce DANC solution. A steel pail constitutes the lower portion of the dual container. The upper portion of the container fits into the recessed cover of the pail, and is held in place by the raised handle of the pail. The upper compartment contains decontaminating agent, RH-195, which when mixed with acetylene tetrachloride contained in the lower compartment produces 3 gallons of DANC solution.

Status: Std-A

User: Army, Navy, Air Force

Spec/Pd No: MIL-D-3208

B/M Dwg:

Stock No: FSN 6850-276-7342

Basis of Issue:

Unit of Issue: Container

Pkg. Data: 1/box; 59 lb.; 1.2 cu. ft.

Class. & Exp: II-X

CCTC Action: Item 1777—Std.; Item 3232—Ltd. Std.; Items 3408 and 3450—Revised classification and modernization code

References: TM 3-215, TM 3-220, SB 3-30-203

DANC SOLUTION UNIT, 4½-GALLON, M4

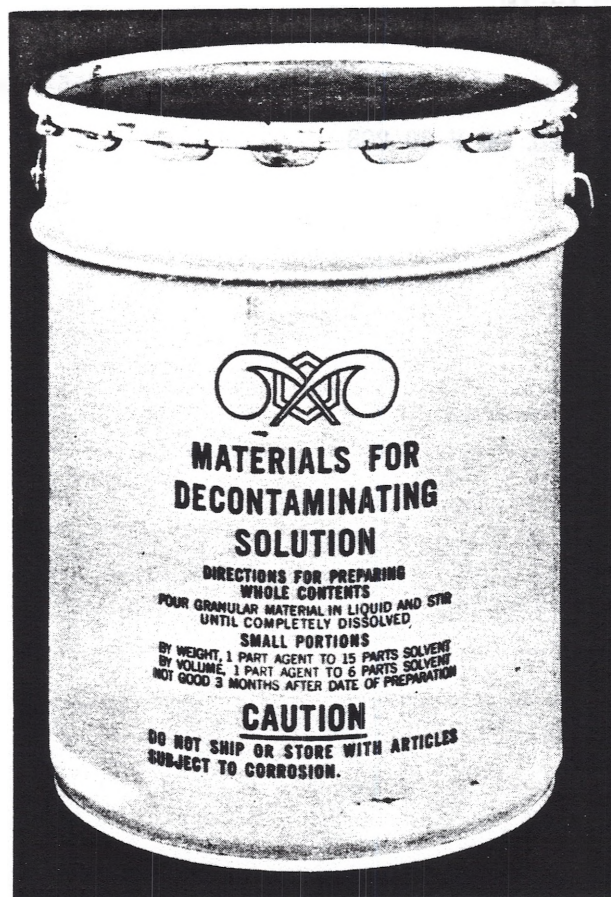


Figure 116.

Use: M4 DANC solution is used to decontaminate equipment which has been contaminated by blister agents. It is effective to some degree against BW agents. It is not effective against nerve gas.

Description: The M4 DANC solution unit consists of a two-part steel container holding measured quantities of chemicals, which when mixed produce DANC solution. One part is a shallow tray that fits inside the top of a steel pail which is the other part of the container. The tray contains a decontaminating agent, RH 195, sufficient to produce 4½ gallons of DANC solution when mixed with acetylene tetrachloride contained in the pail.

Status: Std-B

User: Army

Spec/Pd No: MIL-D-3208

B/M Dwg:

Stock No: FSN 4230-391-9513

Basis of Issue:

Unit of Issue: Container

Pkg. Data: 1/bx.; 82 lb.; 1.7 cu. ft.

Class. & Exp: II—X

CCTC Action: Item 2453—Ltd. Std.; Item 3407—Obsolete; Item 3455—Reinstated, Std-B

References: TM 3-215, TM 3-220, SB 3-30-203

DECONTAMINATING AGENT, DS2




Figure 117.

Use: DS2 decontaminating agent is used to decontaminate equipment which has been contaminated with liquid blister or nerve agents. It is applied by spraying using the ABC-M11 1½-quart DS2 portable decontaminating apparatus or it may be applied directly to contaminated areas using brooms or similar implements. It cannot be used to decontaminate personnel.

Description: DS2 decontaminating agent is a clear amber liquid with an odor somewhat like ammonia. It is flammable, irritating to the skin, and its fumes should not be breathed. It is noncorrosive to most metals but softens leather, softens or removes old paint and may discolor new paint.

Status: Std-A

User: Army

Spec/Pd No: MIL-D-50030

B/M Dwg:

Stock No: 5-gal. drum-FSN 6950-753-4870; 1 1/3-quart can-FSN 6850-753-4827

Basis of Issue:

Unit of Issue: Drum; Can

Pkg. Data: 5-gal. drum-1/box, 1.1 cu. ft.; 1 1/3-qt. can-12/box, 1.4 cu. ft.

Class. & Exp: II-X

CCTC Action: 3801

References: TM 3-215, TM 3-220

DECONTAMINATING AGENT, STB




Figure 118.

Use: STB decontaminating agent is a decontaminant for blister gases. It may also be used as a decontaminant for biological warfare agents.

Description: STB decontaminating agent (supertropical bleach) is chlorinated lime which contains about 30 percent available chlorine. STB is used in its dry state by spreading it over contaminated surfaces. More effective decontamination results when a slurry of 40 parts bleach and 60 parts water (by weight) is sprayed or swabbed on contaminated surfaces.

Status: Std-A

User: Army, Navy, Air Force

Spec/Pd No: MIL-D-12468

B/M Dwg:

Stock No: FSN 6850-297-6653

Basis of Issue: Furnished to Navy and Air Force in accordance with interdepartmental agreements

Unit of Issue: Drum

Pkg. Data: 50 lb./drum; 61 lb.; 1.4 cu. ft.

Class. & Exp: II-X

CCTC Action: Item 2174—Std.; Item 3408—Revised classification and modernization code

References: TM 3-215, TM 3-220, SB 3-30-226

DECONTAMINATING AND REIMPREGNATING KIT, INDIVIDUAL, M13




Figure 119.

Use: The M13 individual decontaminating and reimpregnating kit is used as an emergency means of either decontaminating skin, clothing and equipment that has been subjected to contamination by chemical agent or reimpregnating the protective liner outfit.

Description: The M13 individual decontaminating and reimpregnating kit consists of a plastic bag containing two cloth bags each filled with decontaminating and reimpregnating powder and a capsule containing a dye, a cutter, and a plastic packet containing a pad filled with skin-decontaminating powder. The components are packed in a 1 $\frac{7}{8}$ by 2 $\frac{7}{8}$ by 4 $\frac{1}{8}$ -inch plastic or metal case. The kit weighs approximately 0.7 pounds.

Status: Std-A

User: Army

Spec/Pd No: 197-54-752

B/M Dwg: D5-77-763

Stock No: FSN 4230-907-4828

Basis of Issue: TA 50-901

Unit of Issue: Each

Pkg. Data: 100/box; 70 lb.; 2.25 cu. ft.

Class. & Exp: II-X

AMCTC Action: Item 3398—Std

References: TB 3-4230-207-10

DECONTAMINATING APPARATUS, PORTABLE, 1½-QUART, M2



Figure 120.

Use: The M2 1½-quart portable decontaminating apparatus is used primarily to decontaminate vehicles with DANC solution. It may also be used to spray DANC solution on any relatively small object or surface.

Description: The M2 1½-quart portable decontaminating apparatus, one of which has an air operation to a hand-operated fire extinguisher. It consists of a cylindrical container fitted with a nozzle and a pump. There are two types of M2 decontaminating apparatus, one of which has an air pump, the other a liquid pump. Both types are filled through a filling hole in the top, and both spray liquid through a nozzle in the bottom.

Status: Std-C

User: Army, Navy

Spec/Pd No:

B/M Dwg: C5-63-184

Stock No: FSN 4230-246-1185

Basis of Issue: In theaters of operation—1 per vehicle (wheeled or tracked)

Unit of Issue: Each

Pkg. Data: 6/box; 50 lb.; 2.0 cu. ft.

Class. & Exp: II-X

CCTC Action: Item 2083—Mil. Char.; Item 2084—Ltd. Std.; Item 3408—Revised classification and modernization code; Item 3801—Std. C

References: SB 3-30-13

DECONTAMINATING APPARATUS, PORTABLE, DS2, 1 1/2-QUART, ABC-M11



Figure 121.

Use: The ABC-M11 1 1/2-quart DS2 portable decontaminating apparatus is used to decontaminate vehicles or crew-served weapons to the minimum extent necessary to make them safe and allow their continued operation. It is carried on the vehicle in a bracket. This apparatus is issued to the user filled with DS2 decontaminating agent and with nitrogen-filled pressure cartridges set in place, ready for use. Decontamination is accomplished by spraying DS2 decontaminating agent on the contaminated equipment.

Description: The ABC-M11 1 1/2-quart DS2 portable decontaminating apparatus consists of a refillable cylindrical container with a spray head screwed to the top and a mounting bracket. In use, the filled apparatus is pressurized just before use by raising the handle, thereby puncturing the nitrogen cylinder. A thumb lever controls the flow of the spray. The apparatus has an optimum spray range of 6 to 8 feet; one filling of DS2 decontaminating agent will cover approximately 135 square feet.

Status: Std-A

User: Army

Spec/Pd No: MIL-D-51048

B/M Dwg: D5-51-268 & 269

Stock No: 4230-720-1618

Basis of Issue: 1 per wheeled or tracked vehicle or crew-served weapon.

Unit of Issue: Each

Pkg. Data: 12/box; 61-lb.; 2.7 cu. ft. empty

Class. & Exp: II-X

CCTC Action: 3801

References: TM 3-4230-204-15

DECONTAMINATING APPARATUS, POWER-DRIVEN, TRAILER-MOUNTED, M8A2




Figure 122.

Use: The M8A2 trailer-mounted power-driven decontaminating apparatus is used to spray bleach slurry, other decontaminants, and water. It is also used to spray paint, fungicides, and insecticides and to combat fires.

Description: The M8A2 trailer-mounted power-driven decontaminating apparatus consists essentially of a 200-gallon metal tank with a sump to accommodate the riser pipe strainers, a 25-horsepower four-cylinder air-cooled gasoline engine, a reciprocating pump with a capacity of 20 gallons per minute at 600 pounds per square inch, and an agitator shaft and paddles. The tank has an external water level indicator. A hose reel is mounted on the rear end of the tank. The apparatus is mounted on an Ordnance M103A3 or M103A3C trailer, which provides a heavy duty assembly satisfactory for field use. The tank is filled with water through a manhole but can be filled from an outside source by utilizing a suction hose. The apparatus weighs approximately 2,650 pounds empty. A decontamination gun is provided for spraying slurry, and a fire-fighting gun is provided for a straight stream for wide-angle fog.

Status: Std-A

User: Army

Spec/Pd No: MIL-D-51035

B/M Dwg: LM 5-45-2532

Stock No: FSN 4230-630-8951

Basis of Issue:

Pkg. Data:

Class. & Exp: II-NX

CCTC Action: Item 3526—Std.

References: SB 3-30-15

DECONTAMINATING APPARATUS, POWER-DRIVEN, TRUCK-MOUNTED, M3A2




Figure 123.

Use: The M3A2 truck-mounted power-driven decontaminating apparatus is used to spray water, bleach slurry, and other liquid decontaminants. It is also used for carrying and pumping water, fighting fires, spraying water-soluble paint, and as a field shower.

Description: The M3A2 decontaminating apparatus is a modified commercial orchard sprayer mounted on the chassis of an M45 truck. It consists essentially of a 400-gallon capacity wood tank, a paddle-type agitator, a high-pressure pump, piping, valves, and hose. Power for driving the agitator and pump is supplied by a power takeoff from the truck engine. Two hoses and spray guns are provided for spraying the liquid from the tank. The apparatus is capable of spraying approximately 30 gallons of water or 25 gallons of slurry per minute through the spray guns at a working pressure of 400 pounds per square inch.

Status: Std-B

User: Army, Navy, Air Force

Spec/Pd No:

B/M Dwg: C5-45-615

Stock No: FSN 4230-289-3410

Basis of Issue: TOE 3-217, TOE 3-500; as required by Navy and Air Force

Unit of Issue: Each

Pkg. Data: 1/truck; 11,090 lb.; 1,350 cu. ft.

Class. & Exp: II-NX

CCTC Action: Item 50—Mil. Char.; Item 2531—Ltd. Std.; Item 2630—MWO 3-223-1 (Upon completion, apparatus will be M3A3); Item 3408—Revised classification and modernization code

References: TM 3-220, SB 3-30-15

DECONTAMINATING APPARATUS, POWER-DRIVEN, TRUCK-MOUNTED, M3A3




Figure 124.

Use: The M3A3 truck-mounted power-driven decontaminating apparatus is used to spray water, bleach slurry, and other decontaminants. It is also used for carrying and pumping water, fighting fires, spraying water-soluble paint, and as a field shower.

Description: The M3A3 decontaminating apparatus is a modified commercial orchard sprayer mounted on the chassis of an M45 truck. It consists essentially of a 400-gallon capacity steel tank, a paddle-type agitator, a high-pressure pump, piping, valves, and hose. Power for driving the agitator and pump is supplied by a power takeoff from the truck engine. Two hoses and spray guns are provided for spraying the liquid from the tank. The apparatus is capable of spraying 30 gallons of water or approximately 25 gallons of slurry per minute through the spray guns at a working pressure of 400 pounds per square inch.

Status: Std-B

User: Army, Navy, Air Force

Spec/Pd No: MIL-D-14326

B/M Dwg: D5-45-2251

Stock No: FSN 4230-276-7341

Basis of Issue: TOE 3-217, TOE 3-500; as required by Navy and Air Force

Unit of Issue: Each

Pkg. Data: 1/truck; 11,090 lb.; 1350 cu. ft.

Class. & Exp: II-NX

CCTC Action: Item 50—Mil. Char.; Item 2531—Std.; Items 3408 and 3450—Revised classifications and modernization code; Item 3469—Reclassification

References: TM 3-220, TM 3-4230-200-12, -35, -20P, -35P.; LO 3-4230-200-12; SB 3-30-15

DECONTAMINATING APPARATUS, POWER-DRIVEN, TRUCK-MOUNTED, 400-GALLON, M9




Figure 125.

Use: The M9 400-gallon truck-mounted power-driven decontaminating apparatus is used to spray water, bleach slurry, and other decontaminants. It is also used as a mobile pump, for fire-fighting, spraying water-soluble paint, and as a field shower.

Description: The M9 400-gallon truck-mounted power-driven decontaminating apparatus consists of a 400-gallon capacity steel tank with a 20-gallon detergent tank, a high-pressure pump, piping, valves, spray guns, nozzles, and hose mounted on a M45 truck chassis. Power for driving the pump is supplied by a power takeoff from the truck engine. Seats are provided on the front fenders for personnel using spray guns. Two spray nozzles mounted on the front bumpers can spray a path 12 feet wide. Two firefighting guns are provided for delivering a solid stream, fog, or foam. The maximum capacity of the pump is 50 gallons per minute at 400 pounds per square inch pressure.

Status: Std-A

User: Army

Spec/Pd No: MIL-D-51102

B/M Dwg: C5-45-2541

Stock No: FSN 4230-633-8326

Basis of Issue: TOE 3-217

Unit of Issue: Each

Pkg. Data: 1/truck: 16,775 lb.; 1,350 cu. ft.

Class. & Exp: II-NX

CCTC Action: Item 2414—Mil. Char.; Item 3469—Std.

References: TM 3-4230-203-12,-35,-20P,-35P; LO 3-4230-203-12

HEATER, WATER, OIL, M1

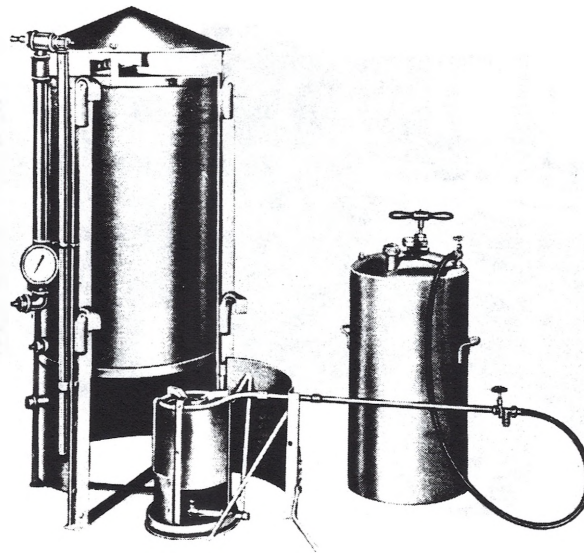


Figure 126.

Use: The M1 oil water heater is used to furnish hot water for use in the power-driven decontaminating apparatus.

Description: The M1 oil water heater consists essentially of a 24-gallon steel fuel tank, a fuel line and burner firing valve, an oil burner, and a water heater group containing coils, an 8-gallon water tank, and baffles. The heater can burn regular gasoline, high octane gasoline, kerosene, diesel oil, or No. 1 furnace oil. The heater is a constant-flow type and is capable of heating 600 gallons of water per hour through 100° F.

Status: Std-B

User: Army, Navy, Air Force

Spec/Pd No: MIL-H-12456

B/M Dwg: C5-59-2

Stock No: FSN 4520-212-6285

Basis of Issue 1 per 8 decontaminating apparatus

Unit of Issue: Each

Pkg. Data: 1 in 2 boxes; 1,365 lb.; 79.7 cu. ft.

Class. & Exp: II, IV—NX

CCTC Action: Item 758—Std.; Item 3416—Std-B

References: TM 3-4520-200-12,-35

HEATER, WATER, OIL, SKID-MOUNTED, 600 G.P.H., M2




Figure 127.

Use: The M2 600-gallon-per-hour skid-mounted oil water heater is used with power-driven decontaminating apparatus to provide hot water for decontaminating purposes and for field bathing.

Description: The M3 600-gallon-per-hour skid-mounted oil water heater is a 500,000-B.t.u. forced-circulation-type heater which uses diesel oil, kerosene, or gasoline for fuel. It consists of a sheet metal housing, 49 inches long, 15 inches wide, and 32 inches high, which incloses a fuel pump, a blower, an electric motor, twin oil burners and coil assemblies, and a magneto. Controls, wiring, piping, and the housing and accessories are all mounted on a wood skid. The unit is capable of raising the temperature of 600 gallons of water per hour through 100° F. The heater on the skid can be carried by four men.

Status: Std-A

User: Army, Air Force

Spec/Pd No: MIL-H-51171

B/M Dwg:

Stock No: FSN 4520-542-5656

Basis of Issue: 1 per 3 power-driven decontaminating apparatus.

Unit of Issue: Each

Pkg. Data: 1/crate; 950 lb.; 32 cu. ft.

Class. & Exp: II & IV—NX

CCTC Action: Item 3416—Std.

References:

SECTION V. HAZARD EVALUATION AND PREDICTION DEVICES

AREA PREDICTOR, RADIOLOGICAL FALLOUT, M5




Figure 128.

Use: The M5 radiological fallout area predictor is used to provide field units with a means of making an immediate estimate of the location of a potential fallout hazard. It is used to outline two zones of hazard for preselected yield groups.

Description: The M5 radiological fallout area predictor is a thin transparent flexible plastic sheet 23½ inches by 40 inches packaged in a plastic protective case. Two predictors and a nomogram are printed in eight colors on the sheet.

Status: Std-A

User: Army

Spec/Pd No: MIL-A-51099

B/M Dwg:

Stock No: FSN 6665-973-1577

Basis of Issue: 1 per TM 3-210

Pkg. Data: 1/plastic envelope

Class. & Exp: II-NX

CCTC Action: Item 4074-Std; AMCTC Item 3127-Revised design

References: TB CML 120

CALCULATOR, DOWNWIND TOXIC VAPOR HAZARD, LINE SOURCE, ABC-M3

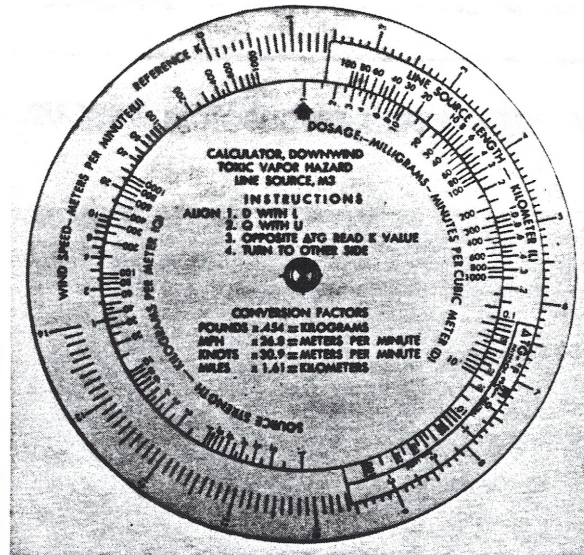


Figure 129.

Use: The ABC-M3 line source downwind toxic vapor hazard calculator is used to make a rapid determination of the distance downwind that a toxic vapor cloud of a given dosage may be expected to exist when a toxic chemical agent is released from a one-time line source.

Description: The ABC-M3 line source downwind toxic vapor hazard calculator consists of three disks mounted concentrically on a larger disk; all are fastened together by a center rivet which permits the disks to be rotated with relation to each other. The calculator is plastic and is packaged in a plastic protective envelope. The disks are marked with scales and curves. When given values of dosage, wind speed, source strength, line source length and vertical temperature gradient are applied according to instructions printed on the calculator, the downwind toxic vapor hazard distance is determined.

Status: Std-A

User: Army

Spec/Pd No: 197-54-803

B/M Dwg:

Stock No: FSN 6665-893-0985

Basis of Issue: TOE 3-7E, 3-117E, 3-147E, 3-500E, 7G, 9-17D, 17G, 37G, 57G

Unit of Issue: Each

Pkg. Data: 1/protective envelope

Class. & Exp: II-X

CCTC Action: Item 3856—Std

References: TB CML 91

CALCULATOR, DOWNWIND TOXIC VAPOR HAZARD, POINT SOURCE, ABC-M2

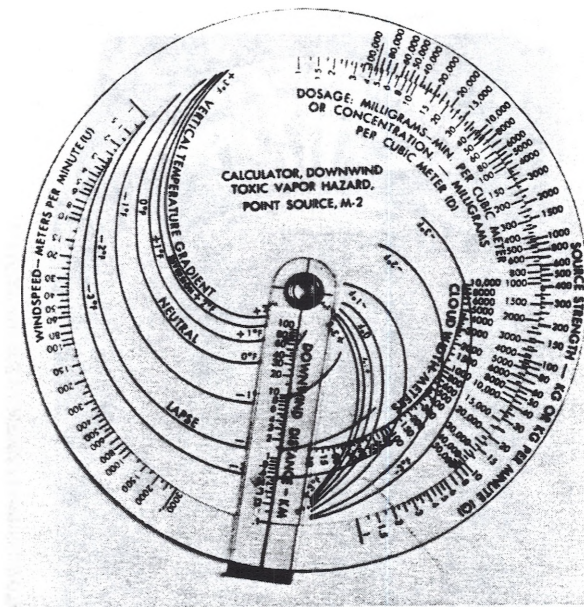


Figure 130.

Use: The ABC-M2 point source downwind toxic vapor hazard calculator is used to make a rapid determination of the distance downwind that a toxic vapor cloud of a given dosage may be expected to exist when a toxic chemical agent is released from a point source.

Description: The ABC-M2 point source downwind toxic vapor hazard calculator consists of an outer disk and a smaller inner disk with a swing scale superimposed on the two disks. The disks and swing scale are fastened together by a center rivet which permits the disks and swing scale to be rotated with relation to each other. The calculator is plastic and is packaged in a plastic protective envelope. The disks and swing scale are marked with scales and curves. When given values of dosage, windspeed, source strength and vertical temperature gradient are applied according to instructions on the back of the outer disk, the downwind toxic vapor hazard distance is determined.

Status: Std-A

User: Army

Spec/Pd No: 197-54-802

B/M Dwg:

Stock No: FSN 6665-893-0986

Basis of Issue: TOE 3-7E, 3-117E, 3-147E, 3-500E, 7G, 9-17D, 17G, 37G, 57G.

Unit of Issue: Each

Pkg. Data: 1/protective envelope

Class. & Exp: II-X

CCTC Action: Item 3856—Std

References: TB CML 83

CALCULATOR SET, NUCLEAR, M28




Figure 131.

Use: The M28 nuclear calculator set is used to make quick and accurate calculations of radiation hazards due to radioactive fallout and nuclear yield from a nuclear burst.

Description: The M28 nuclear calculator set consists of an ABC-M1 radiac calculator and an M4 nuclear yield calculator. Both calculators are plastic and are packaged in a protective plastic envelope. Each calculator consists of three disks fastened together by a center rivet which permits the disks to be rotated with relation to each other. The disks are marked with figures, scales and solid black areas. The disks are moved according to instructions printed on each calculator for applying findings of radiation monitors. The nuclear calculator set provides information on the decay rate of the radioactive fallout present, the dose rate to be expected in the monitored area, the nuclear yield and other information about local radioactivity required by the area commander.

Status: Std-A

User: Army

Spec/Pd No: MIL-C-51126

B/M Dwg:

Stock No: FSN 6665-897-8697

Basis of Issue: 1 per company and battle group; 2 per LA team (TOE 3-500); 2 per chemical section, division, corps, army; 1 per platoon, detachment that operates separately.

Unit of Issue: Each

Pkg. Data:

Class. & Exp: II-X

CCTC Action: Item 3906—Std

References: TB CML 92

SECTION VI. INDIVIDUAL PROTECTIVE EQUIPMENT

ADAPTER, COMPRESSED AIR BREATHING APPARATUS, M4




Figure 132.

Use: The M4 compressed air breathing apparatus adapter provides a means for coupling the air cylinders of the M15 compressed air breathing apparatus to a 15-c.f.m. 3,500-p.s.i. air compressor. It also provides a chamber for sampling air for carbon monoxide during the charging operation.

Description: The M4 compressed air breathing apparatus adapter consists of a heavy duty steel tee with a heavy duty inlet nipple at the inlet end, a coupling nipple and a coupling nut at the outlet end, and a heavy duty pipe nipple screwed into the leg of the tee. A needle valve fitted with a standard-weight pipe nipple is screwed to the heavy-duty pipe nipple. Air to be sampled is drawn from the standard-weight pipe nipple.

Status: Std-A

User: Army

Spec/Pd No: MIL-A-50093

B/M Dwg: A5-82-8

Stock No: FSN 4240-633-5792

Basis of Issue: 2 per guided missile (NIKE) battery equipped with the M15 compressed air breathing apparatus

Unit of Issue: Each

TM 750-5-15

Pkg. Data: 2/box

Class. & Exp: II-NX

CCTC Action: Item 8585—Std.

References: TM 3-310-15, TM 3-4240-224-12,-35,-20P,-35P; TB CML 93

ADAPTER KIT, OXYGEN SUPPLY, AIRCRAFT PROTECTIVE MASK, M8




Figure 133.

Use: The M8 aircraft protective mask oxygen supply adapter kit is used by personnel of the OV-1 (Mohawk) airplane to adapt an M24 aircraft protective mask to the oxygen supply system of the airplane or to an oxygen bailout bottle.

Description: The adapter kit consists of an oxygen connector and an M1 canister coupling. One inlet of the oxygen connector connects to the oxygen supply system of the airplane; the other inlet provides a connection for the oxygen bailout bottle when necessary. The outlet of the oxygen connector receives the nipple of the canister coupling. The canister coupling is installed on the canister of the M24 mask.

Status: Std-A

User: Army

Spec/Pd No: PD 197-54-964

B/M Dwg: C5-82-13

Stock No: FSN 4240-848-6074

Basis of Issue: 1 adapter kit per M24 aircraft protective mask is issued to pilots and crewmen of OV-1 (Mohawk) aircraft.

Unit of Issue: Each

Pkg. Data: 6/ctn; 8 lb.; 0.5 cu. ft.

Class. & Exp: II-NX

AMCTC Action: 3132

References: TM 3-4240-219-15

AURAL PROTECTOR, SOUND, MK II(MSA)




Figure 134.

Use: The MK II (MSA) sound aural protector is used to protect the hearing of personnel who periodically encounter severe noise conditions. Protection is offered for noise levels above 90 decibels.

Description: The MK II (MSA) sound aural protector consists of oval ear cups fitted with foam pads and replaceable foam- or grease-filled ear sals. The cups are attached to an adjustable light-weight head frame. The assembly weighs approximately 9-12 ounces.

Status: Std-A

User: Army, Air Force

Spec/Pd No:

B/M Dwg:

Stock No: FSN 4240-861-3612

Basis of Issue: TA 50-914; furnished to Air Force in accordance with interdepartmental agreements.

Unit of Issue: Each

Pkg. Data: Commercial

Class. & Exp: II-NX

CCTC Action: Item 4011—Std; AMCTC Item 2518-Redesignated

References:

AURAL PROTECTOR, SOUND, M19A (CLARK)




Figure 135.

Use: The M19A (Clark) sound aural protector is used to protect the hearing of personnel who are subjected to high level noise. The protector is designed to provide protection in the middle frequency ranges.

Designed: The M19A (Clark) sound aural protector consists of oval ear cups fitted with foam pads and replaceable cushioned ear seals. The cups are attached to an adjustable cushioned headband. The assembly weighs approximately 18 ounces.

Status: Std-A

User: Army

Spec/Pd No:

B/M Dwg:

Stock No: FSN 4240-856-6650

Basis of Issue: TA 50-914

Unit of Issue: Each

Pkg. Data: Commercial

Class & Exp: II-NX

AMCTC Action: Item 2518—Std

References:

AURAL PROTECTOR, SOUND, M258 (WILLSON)



Figure 136.

Use: The M258 (Willson) sound aural protector is used to protect the hearing of personnel who are subjected to repeated abnormal (high frequency) vibrations.

Description: The M258 (Willson) sound aural protector consists of oval ear cups fitted with foam pads and replaceable fluid-filled ear seals. The cups are attached to an adjustable lightweight head band.

Status: Std-A

User: Army

Spec/Pd No:

B/M Dwg:

Stock No: FSN 4240-991-1910

Basis of Issue: TA 50-914

Unit of Issue: Each

Pkg. Data: Commercial

Class. & Exp: II-NX

CCTC Action: Item 4112—Std

References:

AURAL PROTECTOR, SOUND, M1200 (AO)




Figure 137.

Use: The M1200 (AO) sound aural protector is used to protect the hearing of personnel who are subjected to high-level noise. The protector is designed to provide maximum attenuation throughout the frequency ranges.

Description: The M1200 (AO) sound aural protector consists of round ear cups fitted with foam pads and replaceable soft plastic ear seals. The cups are attached to an adjustable cushioned headband. The assembly weighs approximately 10 $\frac{1}{4}$ ounces.

Status: Std-A

User: Army

Spec/Pd No:

B/M Dwg:

Stock No: FSN 4240-691-5617

Basis of Issue: TA 50-914

Unit of Issue: Each

Pkg. Data: Commercial

Class. & Exp: II-NX

AMCTC Action: Item 2518—Std

References:

BAG, WATERPROOFING, PROTECTIVE MASK, M1

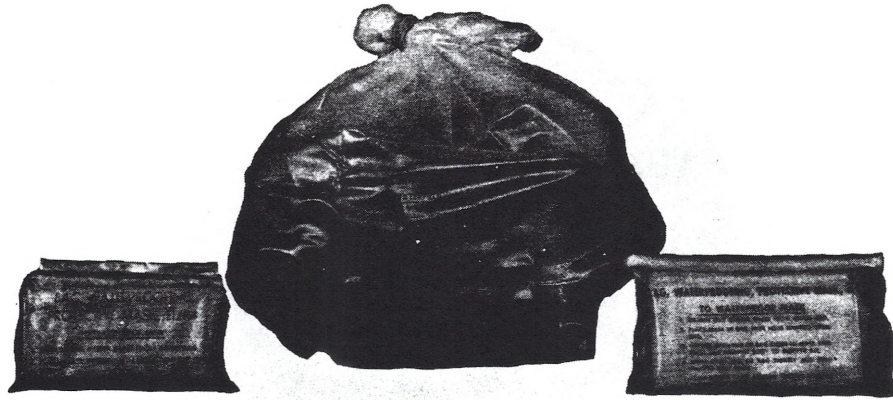


Figure 138.

Use: The M1 protective mask waterproofing bag is used to waterproof the M9A1 mask immediately prior to amphibious operations or other anticipated immersion.

Description: The M1 protective mask waterproofing bag is made of flexible translucent plastic. It is 19 inches long and 13 inches wide. The bag folds to approximately 4½ by 2½ inches for insertion in a flexible translucent plastic pouch. A small plastic envelope containing three rubber bands is placed inside the pouch. The rubber bands are used for sealing the bag after the mask has been placed in it.

Status: Std-A

User: Army

Spec/Pd No: MIL-B-51170

B/M Dwg: C5-75-2

Stock No: FSN 4240-377-9401

Basis of Issue:

Unit of Issue: Each

Pkg. Data: 250/box; 50 lb.; 1.5 cu. ft.

Class. & Exp: II-X

CCTC Action: Item 2540—Std.; Item 3408—Modernization code

References: TM 3-522-15, SB 3-4240-8, TM 3-4240-204-25P

BREATHING APPARATUS, COMPRESSED AIR, M15




Figure 139.

Use: The M15 compressed air breathing apparatus is intended to supply respirable air to handlers of liquid guided missile fuels and oxidizers. The apparatus also may be used to supply air for breathing in any atmosphere which is deficient in oxygen.

Description: The M15 breathing apparatus consists of three major groups: facepiece group, hose and regulator group, and backpack and harness group. The facepiece is a left-cheek canister mounting medium-size M9 facepiece. The hose and regulator group consists of a breathing tube assembly, a demand regulator, and a low-pressure hose assembly. The breathing tube assembly connects the facepiece with the demand regulator. The low-pressure hose assembly connects the demand regulator to a source of compressed air which is contained in two cylinders supported on the backpack. The cylinders may be replaced with charged cylinders or may be recharged without removal from the backpack. The apparatus supplies air for 30 to 45 minutes of continuous use under moderate exertion.

Status: Std-B

User: Army

Spec/Pd No:

B/M Dwg:

Stock No: FSN 4240-049-5435

TM 750-5-15

Basis of Issue: TOE 9-500

Unit of Issue: Each

Pkg. Data: 1/fiberboard box; 32 lb.; 1.1 cu. ft.

Class. & Exp: II—NX

CCTC Action: Item 3192—Std.; Item 3408—Modernization code; Item 3692—Reclassification; Item 4119—Std. B

References: TM 3-310-15, TM 3-4240-224-12, 20P, -35P; 5B 3-30-24

BREATHING APPARATUS, COMPRESSED AIR, ABC-M15A1




Figure 140.

Use: The ABC-M15A1 compressed air breathing apparatus is intended to supply respirable air to handlers of liquid guided missile fuels and oxidizers. The apparatus also may be used to supply air for breathing in any atmosphere which is deficient in oxygen.

Description: The ABC-M15A1 breathing apparatus is identical with the M15 breathing apparatus except for the addition of an alarm, a safety valve, and a protective mask winterizing kit. Utilization of a high-pressure air compressor at guided missile installations requires a high-pressure safety valve be incorporated in the breathing apparatus to eliminate the possibility of overcharging the compressed air cylinders. The alarm component, audible at 15 feet, indicates that not more than 3 to 4 minutes of air remain in the cylinders.

Status: Std-A

User: Army

Spec/Pd No: MIL-B-51071

B/M Dwg:

Stock No: FSN 4240-715-5134

Basis of Issue: TA 50-914

Unit of Issue: Each

Pkg. Data: 1/fiberboard box; 32 lb.; 1.1 cu. ft.

Class. & Exp: II-NX

CCTC Action: Item 3692—Std.; Item 3788—ABC—Std

References: TM 3-4240-224-12, -35, -20P, -35P

BREATHING APPARATUS, OXYGEN GENERATING, M20




Figure 141.

Use: The M20 oxygen breathing apparatus is used where there is a deficiency of oxygen in the atmosphere or a high concentration of toxic vapor, gas, dust, or smoke which precludes the use of an air-purifying canister-type mask. It is not intended for use in place of a field protective mask for CBR protection.

Description: The M20 oxygen generating breathing apparatus consists essentially of a facepiece, a breathing bag assembly, and a canister. Two M13 oxygen breathing apparatus canisters, one quick-starting canister for low temperature use, an M20 oxygen breathing apparatus hood, a spanner wrench, an M1 antidim set, an instruction sheet, and an operation and maintenance manual are provided with the apparatus. The apparatus is carried on the back. It removes carbon dioxide and moisture from exhaled breath and generates oxygen to replace oxygen consumed by the user. The oxygen is generated in the canister by the reaction of chemicals with the moisture and carbon dioxide in the exhaled breath. The apparatus supplies breathable air to the user for 30 minutes when he is doing heavy work or for 45 minutes when he is doing light work.

Status: Std-A

User: Army

Spec/Pd No: 197-54-702

B/M Dwg:

Stock No: FSN 4240-678-5263

Basis of Issue:

Unit of Issue: Each

Pkg. Data: 1/carton; 42 lb.; 2.3 cu. ft.

Class. & Exp: II-NX

CCTC Action: Item 3628—Std.

References: TM 3-4240-212-15, -25P

FILTER, PARTICULATE, 3 CFM, M14 (CANISTER, GAS MASK, AEROSOL, M14)



Figure 142.

Use: The M14 particulate filter is used with respiratory devices such as masks or supplied air outfits to protect personnel engaged in research with biological and radiological agents against all types of particulate contaminants (aerosols) in the atmosphere. It will not protect against toxic gases.

Description: The M14 particulate filter is a squat, cylindrical canister $4\frac{1}{4}$ inches in diameter by $3\frac{1}{2}$ inches deep with an internally threaded nozzle at the inlet end and an externally threaded nozzle at the outlet end. It contains filter elements which give a high degree of protection against aerosols. The outside of the canister is painted red and is marked with an arrow which indicates the direction of airflow.

Status: Std-A

User: Army

Spec/Pd No: MIL-C-10082

B/M Dwg:

Stock No: FSN 4240-203-3733

Basis of Issue:

Unit of Issue: Box

Pkg. Data: 24/box; 38 lb.; 2.0 cu. ft.

Class. & Exp: IV-X

CCTC Action: 2942

References: TB 3-205-1

HOOD, AIRCRAFT PROTECTIVE MASK, M7



Figure 143.

Use: The M7 aircraft protective mask hood is used with the M24 aircraft protective mask to provide the wearer added protection against vapors, aerosols, and droplets of CW and BW agents by covering the areas of the head and neck that otherwise would be exposed.

Description: The M7 aircraft protective mask hood is made of butyl-rubber coated nylon cloth and is equipped with two underarm straps with tabs and fastenings. A neck cord with slide fastener holds the hood close to the neck of the wearer. The opening in the front of the hood fits around the rubber eyepiece frame of the mask.

Status: Std-A

User: Army

Spec/Pd No: 197-54-922

B/M Dwg: LM 5-35-73

Stock No: FSN 4240-021-8695

Basis of Issue: 1 per M24 aircraft protective mask

Unit of Issue: Each

Pkg. Data: 100/ctn; 20 lb.; 3.5 cu. ft.

Class. & Exp: II-NX

AMCTC Action: Item 2521—Std

References: TM 3-4240-219-15

HOOD, FIELD PROTECTIVE MASK, M6



Figure 144.

Use: The M6 field protective mask hood is used to protect the head and neck of the wearer from vapors, aerosols and droplets of toxic chemical agents. The hood is used with the ABC-M17 field protective mask.

Description: The M6 field protective mask hood is made of butyl-rubber-coated nylon cloth and weighs approximately 0.4 pounds. The hood is designed to fit over the head and shoulders when the M17 mask is worn. Opening are provided in the front of the hood for eyerings, inlet valves and voicemitter-outlet valve assembly. The hood is retained in position by adjustable straps and draw cords.

Status: Std-B

User: Army, Navy, Marine Corps

Spec/Pd No: MIL-H-51166

B/M Dwg:

Stock No: FSN 4240-978-9432

Basis of Issue: 1 per ABC-M17 field protective mask

Unit of Issue: Each

Pkg. Data: 100/carton; 54 lb.; 3.8 cu. ft.

Class. & Exp: II-NX

CCTC Action: Item 4015—Std; AMCTC Item 2960—Ltd Std

References: TM 3-4240-202-15

HOOD, FIELD PROTECTIVE MASK, M6A2



Figure 145.

Use: The M6A2 field protective mask hood is used to protect the head and neck of the wearer from vapors, aerosols and droplets of CBR agents. The hood is used with the ABC-M17 field protective mask and can be worn with arctic clothing.

Description: The M6A2 field protective mask hood is made of butyl-rubber-coated nylon cloth. The hood has openings that fit securely around the eyerings, inlet valve assemblies and voicemitter-outlet valve assembly of the mask. An interlocking slide fastener on the bib of the hood provides an optional means for supplying ventilation at the neck. For arctic use, the cape is torn away from the hood to make it compatible with standard cold-weather clothing.

Status: Std-A

User: Army, Marine Corps

Spec/Pd No:

B/M Dwg: LM 5-35-86

Stock No: FSN 4240-999-0420

Basis of Issue: 1 per ABC-M17 protective mask

Unit of Issue: Each

Pkg. Data: 100/carton; 54-lb.; 3.8 cu. ft.

Class. & Exp: II-NX

AMCTC Action: Item 4067

References:

HOOD, TANK PROTECTIVE MASK, ABC-M5



Figure 146.

Use: The M5 tank protective mask hood is used to protect the head, neck and shoulders of the wearer from vapors, aerosols and droplets of toxic chemical agents. The hood is used with the ABC-M14A1 tank protective mask.

Description: The M5 tank protective mask hood, made of lightweight butyl-rubber-coated nylon, is designed to be fitted over the head and shoulders when the ABC-M14A1 mask is worn. The hood is retained in position by adjustable straps and draw cords. The hood weighs approximately three ounces.

Status: Std-A

User: Army, Marine Corps

Spec/Pd No: MIL-H-51143

B/M Dwg:

Stock No: FSN 4240-860-8987

Basis of Issue: 1 per ABC-M14A1 tank protective mask

TM 750-5-15

Unit of Issue: Each

Pkg. Data:

Class. & Exp: II-NX

CCTC Action: Item 3966-military characteristics ; Item 3985—Std

References:

MASK, GAS, ACID AND ORGANIC VAPORS, M10




Figure 147.

Use: The M10 acid and organic vapors gas mask is used to protect the face, eyes, and respiratory tract against toxic acid and organic vapors with the exception of ammonia fumes and carbon monoxide.

Description: The major components of the M10 acid and organic vapors gas mask assembly are a facepiece assembly, M10 canister, canister carrier, and carrying case. The canister is connected to the facepiece by a hose. The facepiece assembly consists of a faceblank of molded rubber in one size (medium), eyepieces, an exhalation valve assembly attached to a inhalation insert, a hose of corrugated flexible rubber, and a rubber head harness. The canister is made of corrugated sheet metal, is rectangular in shape, and is painted yellow. It has a straight nozzle at the top and an inlet valve at the bottom. The canister contains a chemical filter. The canister will not protect against ammonia fumes or carbon monoxide.

Status: Std-A

User: Army

Spec/Pd No: MIL-M-12309

B/M Dwg:

Stock No: FSN 4240-268-9735

Basis of Issue: TOE 3-500

Unit of Issue: Each

Pkg. Data: 6/box; 74 lb.; 4.4 cu. ft.

Class. & Exp: II-NX

CCTC Action: Item 2363—Std.; Item 3408—Modernization code

References: TM 3-4240-230-12

MASK, GAS, ALL-PURPOSE, M11A1

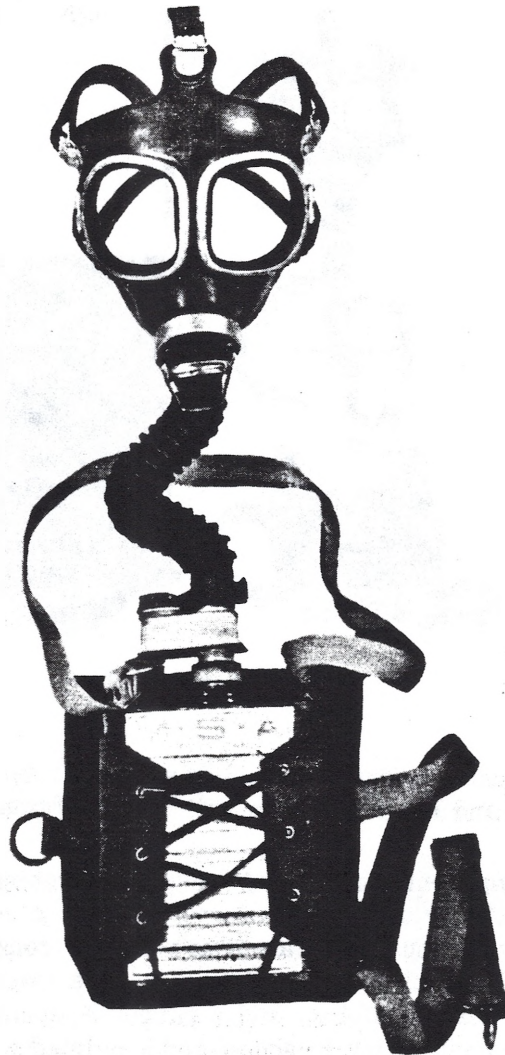


Figure 148.

Use: The M11A1 all-purpose mask is used to protect the face, eyes, and respiratory tract against poisonous gases, smoke, and fumes encountered in industry or in handling chemical agents.

Description: The major components of the M11A1 all-purpose gas mask are a facepiece assembly, a canister, a canister carrier, and a carrying case. The canister is attached to the facepiece by a hose. The facepiece assembly consists of a molded rubber faceblank in one size (medium), eyepieces, an exhalation valve assembly attached to an inhalation insert, a hose of corrugated flexible rubber and a rubber head harness. The canister is made of corrugated sheet metal, is rectangular in shape, and is painted red. At the top it has straight nozzle threaded to receive a timer; at the bottom is an air inlet valve. The canister contains a mechanical filter and a chemical filter. It affords protection against toxic vapors, but is not intended for use against chemical warfare agents.

Status: Std-A

User: Military and civilian personnel engaged in handling or manufacturing chemicals which give off toxic vapors

Spec/Pd No: GGG-M-131

B/M Dwg:

Stock No: FSN 4240-540-2404

Basis of Issue: TOE 3-97

Unit of Issue: Each

Pkg. Data: 6/box; 74 lb.; 4.4 cu. ft.

Class. & Exp: II-NX

CCTC Action: Item 2363—Std.; Item 3408—Modernization code

References: TM 3-4240-231-12, SB 3-30-10

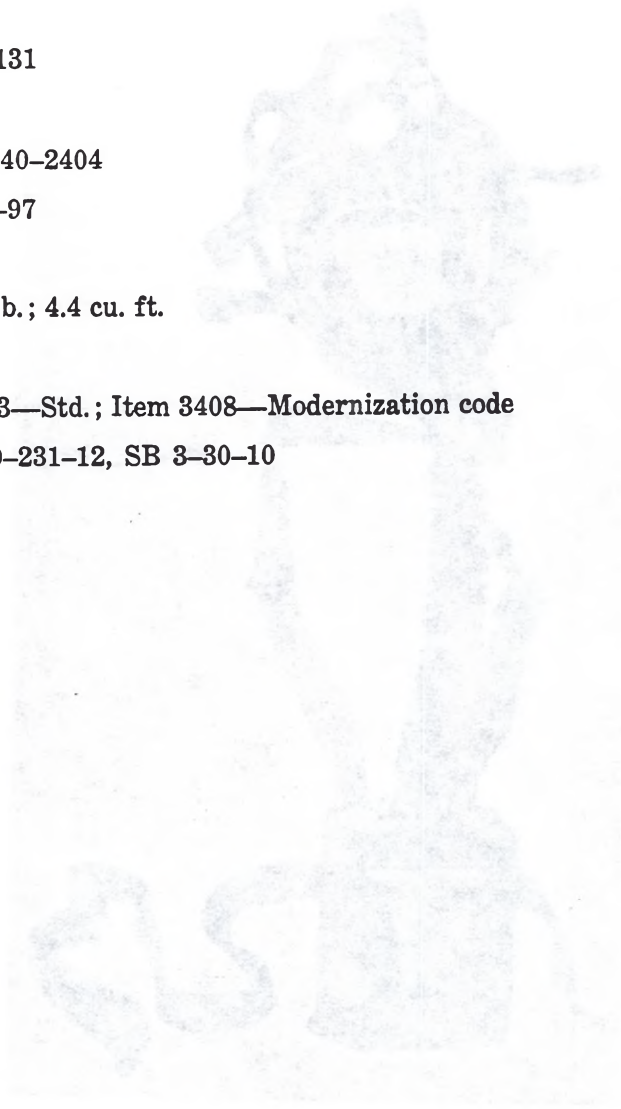


Figure 1

Faint, illegible text, likely bleed-through from the reverse side of the page.

MASK, GAS, AMMONIA, M12



Figure 149.

Use: The M12 ammonia gas mask protects the face, eyes, and respiratory tract against ammonia gas only.

Description: The major components of the M12 ammonia gas mask assembly are a facepiece assembly, M12 ammonia canister, canister carrier, and carrying case. The facepiece assembly consists of a molded rubber faceblank in one size (medium), eyepieces, and exhalation valve assembly attached to an inhalation insert, a hose corrugated flexible rubber, and a head harness. The canister is attached to the facepiece by a hose. The canister is made of corrugated sheet metal, is rectangular in shape, and is painted green. It has a straight nozzle at the top and an air inlet at the bottom. The canister contains a chemical filter. It affords protection against ammonia vapors only.

Status: Std-A

User: Military and civilian personnel engaged in the manufacture, handling, or use of ammonia

Spec/Pd No: MIL-M-12310

B/M Dwg:

Stock No: FSN 4240-268-9736

Basis of Issue: As required

Unit of Issue: Each

Pkg. Data: 6/box; 74 lb.; 4.4 cu. ft.

Class. & Exp: II-NX

CCTC Action: Item 2363—Std.; Item 3408—Modernization code

References: TM 3-4240-232-12

MASK, GAS, DOG, M6-12-8




Figure 150.

Use: The M6-12-8 dog gas mask is used to protect dogs used for tactical purposes against field concentrations of CBR agents.

Description: The M6-12-8 dog gas mask assembly consists of a rubberized fabric muzzlepiece equipped with two canisters, two inlet valves, one outlet valve, and a head harness. A rubber carrier with a carrying strap is provided. A large transparent eyepiece permits vision forward and to the side. The muzzlepiece is provided with an inner and an outer dam of soft rubber. The inner dam rests on the dog's muzzle and supports some of the weight of the mask. The outer dam provides a seal around the dog's face, which prevents the entry of contaminated air into the mask.

Status: Std-A

User: Army, Navy

Spec/Pd No: MIL-M-13804

B/M Dwg: C5-64-48

Stock No: FSN 4240-368-6114

Basis of Issue: 1/tactical dog in theaters of operation.

Unit of Issue: Each

Pkg. Data: 12/box; 51 lb.; 3.9 cu. ft.

Class. & Exp: II-NX

CCTC Action: Item 602—Mil. Char.; Item 1150—Std.; Item 3408—Modernization code

References: TM 3-4240-238-25P, SB 3-30-21

MASK, GAS, ROCKET PROPELLANT, ABC-M21




Figure 151.

Use: The ABC-M21 rocket propellant gas mask is designed to protect personnel handling liquid rocket propellant fuels against low concentrations of vapors from the fuels.

Description: The ABC-M21 rocket propellant gas mask consists of an M9 facepiece; an M2A1 corrugated rubber hose with a canister mounting adapter at one end which screws into the canister mounting on the facepiece, and a 90° canister adapter at the other; an M15 canister with a threaded outlet connector; a C37 harness assembly; and a C38 carrying case. An M1 antidim set and an M2 winterizing kit are packed in the carrying case. The canister is carried on the wearer's back by means of the harness assembly. Although the mask is designed to give protection against low concentrations of vapor, it will give protection for approximately 5 minutes against high concentrations of vapor which may result when a large quantity of rocket propellant fuel is spilled or a major leak occurs.

Status: Std-A

User: Army

Spec/Pd No: 197-54-740

B/M Dwg: D5-85-2

Stock No: Small—FSN 4240-723-5472

Medium—FSN 4240-723-5471

Large—FSN 4240-725-7490

Basis of Issue: For use with T57-1 Limited Protection Ensemble as follows: CORPORAL battalion—6 ea.; NIKE-AJAX battery—12 ea.

Unit of Issue: Each

Pkg. Data: 6/box; 96 lb.; 4.1 cu. ft. (10 canisters/box; 45 lb.; 1.1 cu. ft.)

Class. & Exp: II-NX

CCTC Action: Item 3684—Std.; Item 3788—ABC-Std

References: TM 3-4240-218-15

MASK, PROTECTIVE, AIRCRAFT, M24

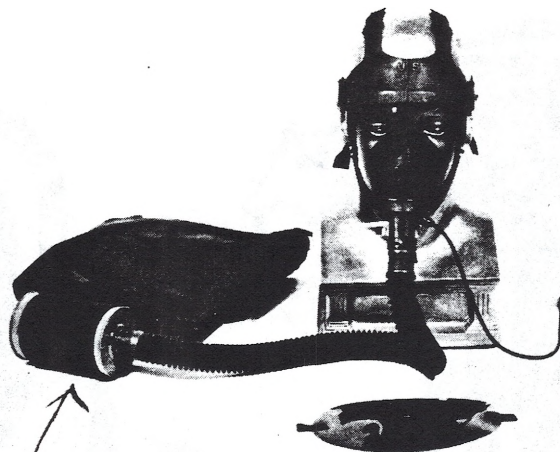


Figure 152.

Use: The M24 aircraft protective mask is used by aircraft pilots and crewmen to provide respiratory protection against CBR agents both in flight and on the ground.

Description: The M24 aircraft protective mask consists essentially of a facepiece group with a microphone assembly, an M8 hose, an M10A1 canister and an M17 carrier. An M1 anti-fogging kit and an M2 antiglare eyelens outsert are also provided. Inhaled air is purified as it passes through the canister. Exhaled breath is discharged from the outlet valve at the chin position. The antiglare outsert is provided because the sun visor of the APH-5 protective helmet cannot be used with the mask.

Status: Std-A

User: Army, Marine Corps

Spec/Pd No: MIL-M-51113

B/M Dwg: LM 5-1-296

Stock No: Small-FSN 4240-808-8799; Medium-FSN 4240-776-4384; Large-FSN 4240-808-8798

Basis of Issue:

Unit of Issue: Each

Pkg. Data: 10/box; 71 lb.; 5.1 cu. ft.

Class. & Exp: II-NX

Spec/Pd No: Item 4075—Std

References: TM 3-4240-219-15

MASK, PROTECTIVE, FIELD, M9A1



4240-112-9365 *canister* Figure 153.

Use: The M9A1 field protective mask is designed to protect the face, eyes, and respiratory tract against CBR agents.

Description: The major components of the M9A1 field protective mask assembly are the M9 facepiece assembly, M11 canister, and M11 carrier. The canister is attached to the facepiece by a canister mounting at either the right or the left cheek position. The facepiece assembly consists of a molded rubber faceblank, which is made in three sizes; eyepieces; a C15 outlet valve assembly; tab assemblies; a C8 head harness assembly; a noseclip; and a canister mounting. The carrier is a flat bag of water-repellent olive drab cotton duck.

Status: Std-B

User: Army

Spec/Pd No: MIL-M-12296

B/M Dwg: C5-1-276

Stock No: Small, right—FSN 4240-368-6098
 Small, left—FSN 4240-368-6097
 Medium, right—FSN 4240-368-6096
 Medium, left—FSN 4240-368-6095
 Large, right—FSN 4240-368-6094
 Large, left—FSN 4240-368-6093

Basis of Issue:

Unit of Issue: Each

Pkg. Data: 6/box; 56 lb.; 3.3 cu. ft.

Class. & Exp: II-NX

CCTC Action: Item 2330—Std.; Item 3408—Revised classification and modernization code

References: TM 3-522-15, SB 3-30-10, TM 3-4240-204-25P

MASK, PROTECTIVE, FIELD, ABC-M17




Figure 154.

Use: The ABC-M17 field protective mask is a combat mask designed to protect the face, eyes, and respiratory tract against CBR agents.

Description: The ABC-M17 field protective mask consists essentially of a rubber facepiece with two replaceable filter elements contained in cheek pouches. The M17 field protective mask assembly comprises the facepiece, two filter elements, two lens outserts (detachable transparent lens covers), an M1 antidim set, and an M15 carrier. The facepiece has a voicemitter-outlet valve assembly, which in addition to acting as an outlet valve, also transmits the wearer's voice through the mask. Air enters the mask through filter element connectors in the cheeks of the facepiece and passes through the filter elements into the interior of the facepiece. The lens outserts and the antidim set are stored in the carrier. To prevent fogging in very cold weather, the lens outserts are installed over the lenses by stretching rubber aprons on the outserts over the lenses in the mask. Ten masks are packed in a fiberboard box which is divided into 10 cells. The fiberboard box is shipped either unboxed or in a plywood box which is adaptable for stacking in garrison or field storage.

Status: Std-A

User: Army, Navy, Air Force

Spec/Pd No: MIL-M-50079

B/M Dwg: C5-1-292

Stock No: Small—FSN 4240-542-4450
 Medium—FSN 4240-542-4451
 Large—FSN 4240-542-4452

Basis of Issue:

Unit of Issue: Each

Pkg. Data: 10/box; fiberboard: 44 lb., 3.3 cu. ft. Plywood: 58 lb., 4.1 cu. ft.

Class. & Exp: II-NX

CCTC Action: Item 3535—Mil. Char. and Std.

References: TM 3-4240-202-15, TM 3-4240-202-25P.

MASK, PROTECTIVE, HEADWOUND, ABC-M18



Figure 155.

Use: The ABC-M18 headwound protective mask is designed to protect the head, neck, and respiratory tract against chemical and biological agents and radioactive dusts and vapors. It is worn by headwound casualties who cannot wear a field protective mask. The headwound mask will protect the wearer against CBR agents for at least an hour with the same degree of protection as the field protective mask.

Description: The ABC-M18 headwound protective mask is essentially a hood-shaped helmet of gas-aerosol filter material with two 3- by 8-inch transparent plastic windows. A collar, made of rubber-coated fabric, is cemented to the bottom edge of the mask underneath a cape. A drawstring through the collar and an adjustable self-locking fastener make it possible to tighten the collar around the neck to exclude CBR agents. When the wearer of the mask inhales, air is drawn into the mask through the gas-aerosol filter material; exhaled air and moisture are diffused outward through the filter material. The mask offers no appreciable resistance to normal breathing. When not in use, the mask is folded flat and placed in a vinyl plastic carrying bag.

Status: Std-A

User: Army and other DOD services in accordance with interdepartmental agreements

Spec/Pd No: MIL-M-51101

B/M Dwg: LM 5-1-544

Stock No: FSN 4240-678-5262

Basis of Issue: As required by the Surgeon General

Unit of Issue: Each

TM 750-5-15

Pkg. Data: 10/box; 40 lb.; 2.7 cu. ft.

Class. & Exp: II-NX

CCTC Action: Item 3625—Std.; Item 3874—ABC-Std

References: TB CML 59

MASK, PROTECTIVE, TANK, ABC-M14A1




Figure 156.

Use: The ABC-M14A1 tank protective mask is designed to protect the face, eyes, and respiratory tract against CBR agents. The mask is used with a tank gas-particulate filter unit (for example, the M8A2 tank filter unit).

Description: The ABC-M14A1 tank protective mask consists essentially of an M14 (black) rubber facepiece, an M10A1 canister, an M1 canister coupling, an M8 hose, and an M13 carrier. The canister coupling provides a connection for the socket of the hose leading from the filter unit. Entering air is deflected to dissipate condensed moisture and prevent fogging of the eyepieces. Exhaled air is discharged through an outlet valve. The face piece contains a microphone with a connector for use with the intercommunication system of the vehicle. The canister with which each mask is equipped protects the wearer when he is outside the vehicle. The carrier contains two pockets which hold a protection and treatment set and an antidim set.

Status: Std-C

User: Army, Marine Corps

Spec/Pd No: MIL-M-14329

B/M Dwg:

Stock No: Small—FSN 4240-805-0682

Medium—FSN 4240-805-0684

Large—FSN 4240-805-0685

Basis of Issue: TA 50-914

Unit of Issue: Each

Pkg. Data: 1/can, 6 cans/box; 60 lb.; 2.7 cu. ft.

Class. & Exp: II-NX

CCTC Action: Item 3621—Std.; Item 3874—ABC-Std.; Item 3907—Std.-B.; AMCTC Item 2522—Std.-C.

References: TM 3-4240-221-15, TM 3-4240-221-25P

MASK, PROTECTIVE, TANK, ABC-M14A2




Figure 157.

Use: The ABC-M14A2 tank protective mask is used by the crews of tanks and certain combat vehicles to provide respiratory protection against CBR agents. The mask is used with a tank gas-particulate filter unit (for example, the ABC-M8A2 tank filter unit).

Description: The ABC-M14A2 tank protective mask consists essentially of a facepiece group, an M8 hose, an M10A1 canister with an M1 canister coupling and an ABC-M13A1 carrier. The canister coupling provides a quick-disconnect connection for the socket of the hose leading from the filter unit. When the mask is not coupled to a filter unit or is worn outside the vehicle, the canister purifies the air and protects the wearer. Air from the canister passes through the hose and inlet valves into the facepiece. Exhaled breath is discharged from an outlet valve at the chin position. The facepiece contains a microphone assembly for use with the intercommunication system of the vehicle. Mounting holes for spectacle inserts are provided on each side of the facepiece. The carrier contains two pockets which hold a protection and treatment set and an antifogging kit.

Status: Std-A

User: Army, Marine Corps

Spec/Pd No: 197-54-758A

B/M Dwg: C5-1-314

Stock No: Small—FSN 4240-825-4150

Medium—FSN 4240-826-8590

Large—FSN 4240-826-8589

Basis of Issue: 1 per individual assigned to a combat vehicle equipped with filter unit and not otherwise authorized the M17 mask.

MASK, PROTECTIVE, TANK, M25 AND M25A1



Figure 158.

Use: The M25 and M25A1 tank protective masks are used to provide CBR respiratory protection to the wearer in a combat vehicle or dismounted.

Description: The M25 and M25A1 tank protective masks consist of a facepiece group, a hose group, a canister group, a carrier group, and a M1 antifogging kit (antidim set). An adapter on the canister connects to the tank filter unit. A microphone assembly in the mask facepiece permits the wearer to communicate with other crewmembers through the AN-VRC-12 and PRC25 radios in a combat vehicle. The M25 mask is a modified M14A2 tank mask; the M25A1 mask is nearly indistinguishable from the M25 mask.

Status: M25, Std-B; M25A1, Std-A

User: Army

Spec/Pd No: MIL-M-51178

B/M Dwg:

Stock No: M25: Small-FSN 4240-987-9588; Medium-FSN 4240-987-9598; and Large-FSN 4240-987-9597. M25A1: Small-FSN 4240-994-8751; Medium-FSN 4240-994-8750; and Large-FSN 4240-994-8752

Basis of Issue:

Unit of Issue: Each

Pkg. Data: 1/bag; 10 bags/box, 71 lb.; 5.1 cu. ft.

Class & Exp: II-NX

CCTC Action: CCTC 4115

References: M25 MWO 3-4240-223-35/1, MWO 3-4240-223-35/2; M25A1-TM 3-4240-225-14.

PROTECTION AND TREATMENT SET, CHEMICAL AGENTS, M5A1




Figure 159.

Use: The M5A1 chemical warfare agents protection and treatment set is used for self-aid to minimize or counteract the effects of certain chemical agents.

Description: The M5A1 chemical warfare agents protection and treatment set consists of three tubes of M5 protective ointment, one tube of BAL eye ointment, and one atropine tartrate injection in a waterproof metal container, 4 inches long, 3½ inches wide, and 1 inch thick. Each of the three M5 protective ointment tubes and the tube of BAL eye ointment are wrapped in absorbent blotting cloth. The atropine tartrate injection is inclosed in a plastic bottle. M5 ointment is for use against blister gases; BAL eye ointment is for use against Lewisite; and atropine tartrate is for use against G-agents.

Status: Std-B

User: Army, Navy, Air Force

Spec/Pd No: MIL-P-11028

B/M Dwg: D5-43-16

Stock No: FSN 6850-368-6152

Basis of Issue:

Unit of Issue: Each

Pkg. Data: 70/box; 50 lb.; 1.4 cu. ft.

Class. & Exp: II-X

CCTC Action: Item 2168—Std.; Item 2377—substitution of atropine tartrate for atropine sulfate; Item 3408—Modernization code; Item 3583—Reclassification

References: FM 21-41; TM 3-215, TM 3-522-15; SB 3-30-231; TM 3-4240-204-25P

PROTECTION AND TREATMENT SET, CHEMICAL AGENTS, M5A3




Figure 160.

Use: The M5A3 chemical agents protection and treatment set is used for self-aid to minimize or counteract the effects of certain chemical agents.

Description: The M5A3 chemical agents protection and treatment set consists of a metal container, 3½ inches by 4 inches by 1 inch, containing three tubes of M5 protective ointment and one dose of atropine contained in an automatic injector. Each of the tubes of protective ointment is wrapped in absorbent cloth intended for use in pinch-blotting liquid blister agent from the skin. The atropine injection is for use against G-agents.

Status: Std-A

User: Army

Spec/Pd No:

B/M Dwg:

Stock No: FSN 6850-753-4876

Basis of Issue:

Unit of Issue: Each

Pkg. Data: 70/box; 50 lb.; 1.4 cu. ft.

Class. & Exp: II-X

CCTC Action: Item 3769-X

References: FM 21-TM 3-4240-202-15

PROTECTION AND TREATMENT SET, CHEMICAL AGENTS, M5A4




Figure 161.

Use: The M5A4 chemical agents protection and treatment set is used for self-aid to minimize or counteract the effects of H, HD, and L. It also furnishes some protection against nerve agents.

Description: The M5A4 chemical agents protection and treatment set consists of a metal container, 3½ by 4 by 1 inch, containing four tubes of M5 protective ointment wrapped in absorbent cloth. The cloth is intended for use in pinch-blotting liquid blister agents from the skin.

User: Army

Status: Std-A

Spec/Pd No:

B/M Dwg:

Stock No: FSN 6850-823-7844

Basis of Issue:

Unit of Issue: Each

Pkg. Data: 70/box; 50-lb.; 1.4 cu. ft.

Class. & Exp: II-X

AMCTC Action: Item 3633

References:

PROTECTIVE OUTFIT, IMPERMEABLE, SUPPLIED-AIR, M5




Figure 162.

Use: The M5 supplied-air impermeable protective outfit is used to provide complete protection for personnel working in chemical agents plants where toxic agents are manufactured or loaded into munitions.

Description: The M5 supplied-air impermeable protective outfit consists of an M4 supplied-air impermeable protective suit; a pair of M2A1 impermeable protective boots; a pair of M4 impermeable protective gloves and an M11 canister. Use of the outfit requires a source of low pressure breathable air.

Status: Std-A

User: Army

Spec/Pd No:

Stock No: FSN 4240-670-5095

Basis of Issue:

Unit of Issue:

Pkg. Data:

Class & Exp: IV-NX

AMCTC Action: Item 3881

References: TM 3-4240-237-15

RESPIRATOR, AIR FILTERING, DUST, ABC-M4



Figure 163.

Use: The ABC-M4 dust air-filtering respirator is used to protect the nose, mouth, and respiratory tract from dust particles.

Description: The ABC-M4 dust air-filtering respirator consists of an olive drab jersey-knit cotton cloth panel which covers the nose and mouth. It is equipped with an aluminum stiffening strip for shaping the respirator to the face. Additional spring wires are provided at the cheek positions. The respirator is held in place with a rubber head harness.

Status: Std-A

User: Army, Navy, Air Force

Spec/Pd No: MIL-R-3308

B/M Dwg: C5-46-56

Stock No: FSN 4240-368-6149

Basis of Issue: As required.

Unit of Issue: Each

Pkg. Data: 90/box; 29 lb.; 1.6 cu. ft.

Class. & Exp: IV-X

CCTC Action: Item 1028—Mil. Char.; Item 1682—Mil. Char. (Rev.); Item 1897—Std.; Item 3408—Modernization code; Item 3788—ABC-Std

References: SB 3-30-20

LIN - R 87148

RESPIRATOR, AIR FILTERING, PAINT SPRAY, M5



Figure 164.

Use: The M5 paint spray air-filtering respirator is used to protect the wearer against harmful vapors and aerosols encountered in spray painting. The respirator is intended for use only in locations where adequate ventilation exists.

Description: The M5 paint spray respirator consists of a molded rubber half-mask faceblank equipped with two air purifier units, a headstrap assembly, a neckstrap assembly, an exhalation outlet valve assembly and two inhalation inlet valve assemblies. Two adsorbent cartridges, 20 aerosol filters, and 2 fiberboard disks, used for testing for an airtight seal, are furnished with each respirator. The air purifier units are mounted in threaded aluminum receptacles on the faceblank, one at each cheek. Each air purifier unit contains an adsorbent cartridge and an aerosol filter, and provides mechanical and chemical filtering action. An inhalation valve assembly is positioned in the base of each receptacle.

Status: Std-B

User: Army, Navy, Air Force

Spec/Pd No: MIL-R-11148

B/M Dwg: D5-46-65

Stock No: FSN 4240-368-6150

Basis of Issue: As required

Unit of Issue: Each

Pkg. Data: 12/box; 70 lb.; 4.1 cu. ft.

Class. & Exp: II-X

CCTC Action: Item 2235—Std.; Item 3408—Modernization code; Item 3850—Std-B

References: TB CML 35; SB 34240-7; TM 3-4240-206-15P

RESPIRATOR, AIR FILTERING, PAINT SPRAY, TWO-CARTRIDGE, M6

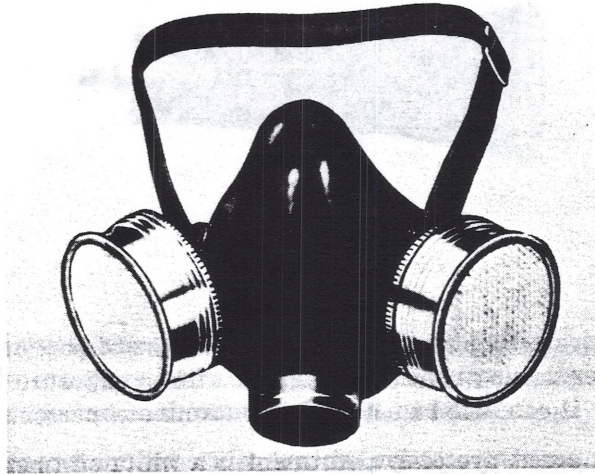


Figure 165.

Use: The M6 two-cartridge paint spray air filtering respirator is used to protect the wearer against harmful vapors and aerosols encountered in spray painting. The respirator is intended for use only in locations where adequate ventilation exists.

Description: The M6 commercial paint spray air filtering respirator is of a two cartridge commercial design available from several commercial suppliers whose product has been accepted under Bureau of Mines schedule 23B.

Status: Std-A

User: Army

Spec/Pd No: Commercial-Bureau of Mines schedule 23B

B/M Dwg:

Stock No: FSN 4240-817-9233

Basis of Issue: As required

Unit of Issue: Each

Pkg. Data: 12/box

Class. & Exp: II-X

CCTC Action: Item 3850—Std

References:

VESICANT AGENT PROTECTIVE OINTMENT, M5




Figure 166.

Use: M5 vesicant agent protective ointment is used on exposed portions of the body for protection against blister gases or to neutralize blister gases after exposure of any part of the body (except the eyes) to them. It can also be used to decontaminate personal equipment.

Description: M5 vesicant agent protective ointment is a white ointment containing S-330 as its active ingredient. The ointment is packaged in $\frac{3}{4}$ -ounce metal tubes, each approximately three-quarter inch in diameter and $3\frac{3}{4}$ inches long. M5 vesicant agent protective ointment is a component of the M5A1 chemical warfare agents protection and treatment set.

Status: Std-A

User: Army, Navy, Air Force

Spec/Pd No: JAN-0-592

B/M Dwg: B5-43-10

Stock No: FSN 6850-664-3647

Basis of Issue: TA 10-100, TA 50-971, TA 50-972, TA 50-973; as required by Navy and Air Force

Unit of Issue: Tube

Pkg. Data: 576/woodbox; 75 lb.; 1.8 cu. ft.; 144/fiberboard box; 15 lb., 0.3 cu. ft.

Class. & Exp: II-X

CCTC Action: Item 915—Std.; Item 3134—Mil. Char.; Item 3408—Modernization code

References: FM 21-41, TM 3-215, SB 3-30-231

WINTERIZATION KIT, FIELD PROTECTIVE MASK, M4

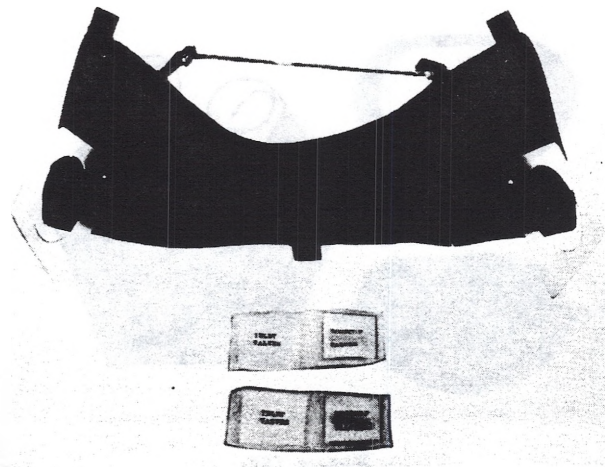


Figure 167.

Use: The M4 field protective mask winterization kit is used with the M17 field protective mask to prevent frost accumulations on the mask inlet cap assemblies and to prevent fogging of the mask lenses when the mask is worn in subfreezing temperatures.

Description: The M4 field protective mask winterization kit consists of a 4 inch by 10 inch ice-particle prefilter which fits under the chin and fastens to each check of the mask and winterizing inlet and nosecup valve disks. Once installed, the winterizing valve disks are not removed. The prefilter can be removed and stored in the mask carrier when not in use.

Status: Std-A

User: Army, Navy, Marine Corps

Spec/Pd No: 197-54-836

B/M Dwg: DL5-77-944

Stock No: FSN 4240-065-0319

Basis of Issue: 1 per M17 field protective mask

Unit of Issue: Each

Pkg. Data: 10/carton; 10 carton/box; 25-lb.; 1.1 cu. ft.

Class. & Exp: II-X

AMCTC Action: Item 1648—Std

References: TM 3-4240-202-15

WINTERIZATION KIT, TANK PROTECTIVE MASK, M3




Figure 168.

Use: The M3 tank protective mask winterization kit is used on the M25A1 and ABC-M14A2 tank protective masks and on the M24 aircraft protective mask to make the masks wearable in subfreezing temperatures.

Description: The M3 tank protective mask winterization kit consists of an eyelens outsert which prevents fogging of the mask eyelens, an insulating jacket which covers the upper nose and chin area of the mask thus conserving heat inside the mask facepiece, and an M2 antiglare eyelens outsert which reduces sunglare. When not in use, the kit may be stowed in the mask carrier.

Status: Std-A

User: Army, Marine Corps

Spec/Pd No: 197-54-831

B/M Dwg: LM 5-77-934

Stock No: FSN 4240-066-0181

Basis of Issue: 1 per tank protective mask

Unit of Issue: Each

Pkg. Data: 10/pkg; 10 pkg/box; 50-lb.; 4.0 cu. ft.

Class. & Exp: II-X

CCTC Action: Item 1646—Std

References: TM 3-4240-219-15, TM 3-4240-223-15, TM 3-4240-255-14

WINTERIZING KIT, PROTECTIVE MASK, M1 (LEFT CHEEK)




Figure 169.

Use: The M1 protective mask winterizing kit is used under conditions of extreme cold to protect the wearer of the M9-type protective mask against frostbite, snowblindness, fogged lenses, and formation of ice around the outlet of the mask. The hood of the kit also affords additional protection against CBR agents.

Description: The M1 protective mask winterizing kit consists of a hood, insulating lenses, anti-snowglare lenses, a cheekpad, and a plastic bag containing four spare nose cup valve disks. The hood assembly covers the wearer's head and the lower portion of the facepiece; the insulating lenses cover the lenses inside the facepiece; the anti-snowglare lenses are installed over the lenses of the mask; and the cheekpad insulates the wearer's face from the metal canister mounting. The components of the kit are stored in the hood which is folded for carrying to form a packet which measures approximately 6 by 4½ by 2 inches and weighs 0.7 pounds.

Status: Std-A

User: Army

Spec/Pd No: 197-54-638

B/M Dwg: D5-74-65

TM 750-5-15

Stock No: FSN 4240-321-2080

Unit of Issue: Each

Pkg. Data: 72/wood box; 79½ lb.; 3.2 cu. ft.

Class. & Exp: II-X & IV-X

Basis of Issue: TA 50-901, TA 50-902, TA 50-732, TA 83-5

CCTC Action: Item 3189—Std.; Items 3408 and

3450—Revised classification and modernization code

References: TB 3-205-2

SECTION VII. RADIATION SOURCES

CALIBRATOR, RADIAC, AN/UDM-6




Figure 170.

Use: The AN/UDM-6 radiac calibrator provides calibration standards which are used primarily to calibrate the AN/PDR-60 and AN/PDR-54 radiac sets. (An IM-70 (PAC-ISA) radiacmeter is a component of the AN/PDR-60() radiac set and an IM (PAC-3G) radiacmeter is a component of the AN-PDR-54).

Description: The AN/UDM-6 radiac calibrator consists of four jigs in a case, a mask (attenuator) and a cushioning pad. Each jig is equipped with a plutonium 239 radioactive standard source marked with an alpha particle counting rate. The cushioning pad fits over the jigs to hold them in place.

Status: Std-A

User: Army

Spec/Pd No:

B/M Dwg: None

Stock No: FSN 6665-767-7497

TM 750-5-15

Basis of Issue: 1 per TOE and TA authorized AN/PDR-54 or -60 radiac sets; 1 per organization required to maintain the AN/PDR-50 or -60 radiac sets.

Unit of Issue: Each

Pkg. Data: 1/ctn., 9 lb., 0.5 cu. ft.

Class. & Exp: II-NX

AMCTC Action: Item—2679

References: TB 3-6665-203-12

CALIBRATOR, RADIAC, TS-1230A



Figure 171.

Use: The TS-1230A radiac calibrator is used to calibrate the three ranges of the IM-156/PD (Juno SRJ-6) radiacmeter for alpha radiation. It is a component of the AN/PDR-53 radiac set.

Description: The TS-1230A radiac calibrator consists of a test sample of plutonium 239 having a normal activity of 4,000,000 counts per minute, and two masks which individually attenuate the alpha radioactivity of the test sample by factors of 5 and 50. Used together, the masks attenuate the radioactivity of the sample by a factor of 100. The test sample itself is a rectangle of stainless steel coated on one side with approximately 4 microcuries of plutonium 239. The radioactive surface is $4\frac{5}{8}$ inches by 3 inches.

Status: Std-A

User: Army

Spec/Pd No:

B/M Dwg:

Stock No: FSN 6665-973-1123

Basis of Issue: 1 per radiacmeter, IM-156/PD

Unit of Issue: Each

Pkg. Data: 20/box; 12 lb.; 0.1 cu. ft.

Class. & Exp: II-NX

CCTC Action: Item 4071—Std

References: TB 3-6665-202-12

RADIOACTIVE SOURCE SET, M3




Figure 172.

Use: The M3 radioactive source set is used to train personnel in the techniques of radiological defense and to calibrate radiac instruments.

Description: The M3 radioactive source set consists of the Source, Radioactive, Cobalt 60, M1; a steel-jacketed lead shield in a wood carrying case, and Tongs, Remote-Handling, M2, with a wood carrying case. The radioactive source consists of a small cylinder of cobalt 60 in a stainless steel capsule which is attached to a lifting ring by two chains. The stainless steel capsule absorbs most of the beta particles, so that the source emits gamma radiation primarily. The remote-handling tongs, which are 72 inches long, are used to engage the lifting ring on the source and permit the user to remain at a safe distance from the source when handling it.

Status: Std-B

User: Army, Navy, Air Force

Spec/Pd No: 197-101-28

B/M Dwg: B124-12-2

Stock No: FSN 6665-300-5588

Basis of Issue: TA's 3-2, 10-2, 62-20, 63-30, 64-40, 65-50, 66-60, 77-10, 80-5, 82-5, 83-5; furnished to Navy and Air Force in accordance with interdepartmental agreements

Unit of Issue: Each

Pkg. Data: Source: 1/box; 150 lb.; 3.75 cu. ft. Tongs: 1/box; 20 lb.; 1.4 cu. ft.

Class. & Exp: II-NX

CCTC Action: Item 2957—Mil. Char. and Std.: Item 3408—Modernization code; Item 3968—Std-B

References: TM 3-6665-214-15; SB 3-30-209

RADIOACTIVE SOURCE SET, M3A1




Figure 173.

Use: The M3A1 radioactive source set is used to train personnel in the techniques of radiological defense and to calibrate radiac instruments.

Description: The M3A1 radioactive source set consists of a storage case, an M1A1 gamma cobalt 60 radioactive source assembly and an M4 telescoping radioactive source magnetic handler. The storage case consists of a steel-jacketed lead shield in a wood carrying case. A cobalt 60 decay curve chart is mounted on the inside cover of the case. The M1A1 source assembly consists of cobalt 60 in a sealed steel capsule which is connected by a chain to a steel lifting disk. The steel capsule absorbs most of the beta particles, so that the source emits gamma radiation primarily. The M4 handler is used, when fully extended, to handle the radioactive source at a safe distance. When not in use, the handle is telescoped and stowed in the storage case.

Status: Std-A

User: Army

Spec/Pd No: MIL-S-57080

B/M Dwg:

Stock No: FSN 6665-856-8235

Basis of Issue: TA's 3-2, 10-2, 62-20, 63-30, 64-40, 65-50, 66-60, 77-10, 80-5, 82-5, 83-5; furnished to Navy and Air Force in accordance with interdepartmental agreements.

Unit of Issue: Each

TM 750-5-15

Pkg. Data: 1/box; 152 lb.; 3.75 cu. ft.

Class. & Exp: II-NX

CCTC Action: Item 3968—Std

References: TM 3-6665-214-15

RADIOACTIVE TEST SAMPLE, COBALT 60, GAMMA, MX-1173/UD



Figure 174.

Use: The MX-1173/UD cobalt 60 radioactive test sample is used as a source of gamma radiation of known intensity for rough field calibration of radiation monitoring and survey instruments.

Description: The MX-1173/UD radioactive test sample consists of 1 millicurie of cobalt 60 hermetically sealed in one end of a steel tube source holder, a lead shield, and an open-end wrench, which is used to screw the source holder into the lead shield and to unscrew it from the shield. A metal tag, welded to the wrenching nut on the test sample, identifies the test sample and gives its serial number.

Status: Std-B

User: Army

Spec/Pd No: 197-54-732

B/M Dwg: See PD 197-54-732

Stock No: FSN 6665-356-2098

Basis of Issue:

Unit of Issue: Each

Pkg. Data:

Class & Exp: II-NX

CCTC Action: Item 3130—Transferred from Sig. C; Item 3693—Std-B

References: AR 40-14, AR 700-52, AR 385-30, SB 11-206

RADIOACTIVE TEST SAMPLE, COBALT 60, GAMMA, MX-1083/PDR-27

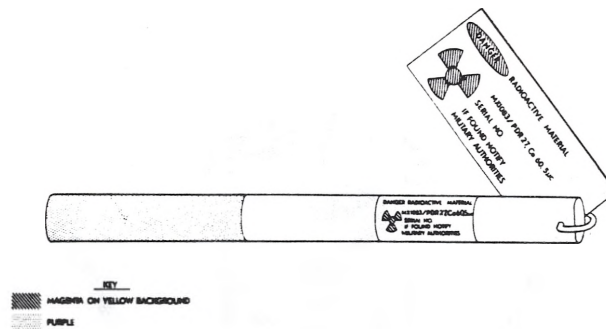


Figure 175.

Use: The MX-1083/PDR-27 radioactive test sample is used to test the proper functioning of the IM-63/PDR-27A radiacmeter. It is carried in the case with the radiacmeter.

Description: The MX-1083/PDR-27 test sample is a plastic rod, 5 inches long and three-eighths inch in diameter, in one end of which is sealed 5 microcuries of cobalt 60. The radioactive end of the rod is colored purple; the nonradioactive end is marked with either a decalcomania or a metal tag identifying the test sample and giving its serial number.

Status: Std-A

User: Army, Navy

Spec/Pd No: 197-54-726

B/M Dwg: A18-60-765

Stock No: FSN 6665-330-9519

Basis of Issue:

Unit of Issue: Each

Pkg. Data:

Class. & Exp: II-NX

CCTC Action: ITEM 3130—Transferred from Sig. C.; Item 3408—Std.

References: TM 11-5543, TB 3-6665-200-12

RADIOACTIVE TEST SAMPLE, RADIUM 226, GAMMA, MX-1083B/PDR-27

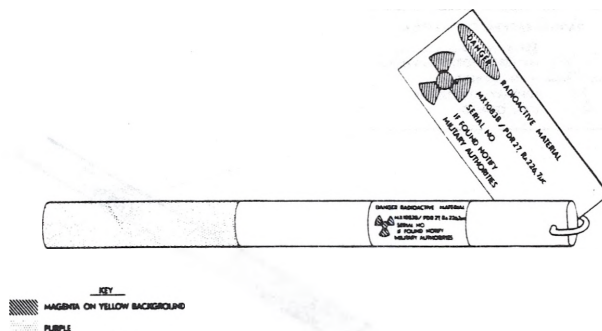


Figure 176.

Use: The MX-1083B/PDR-27 radioactive test sample is used to test the proper functioning of the IM-63/PDR-27A radiacmeter. It is carried in the case with this radiacmeter.

Description: The MX-1083B/PDR-27 radioactive test sample is a plastic rod, 5 inches long and three-eighths inch in diameter, in one end of which is sealed approximately 7 microcuries of radium 226. The radioactive end of the rod is colored purple; the nonradioactive end is marked with either a decalcomania or a metal tag identifying the test sample and giving its serial number.

Status: Std-B

User: Army, Navy

Spec/Pd No: 197-54-728

B/M Dwg: See PD 197-54-728

Stock No: FSN 6665-694-2021

Basis of Issue:

Unit of Issue: Each

Pkg. Data:

Class. & Exp: II-NX

CCTC Action: Item 3130—Transferred from Sig. C.; Item 3693—Std-B

References: AR 700-52, AR 735-5, AR 755-15; TM 11-5543; TB 3-6665-201-12

RADIOACTIVE TEST SAMPLE, RADIUM 226, GAMMA, MX-1083D/PDR-27

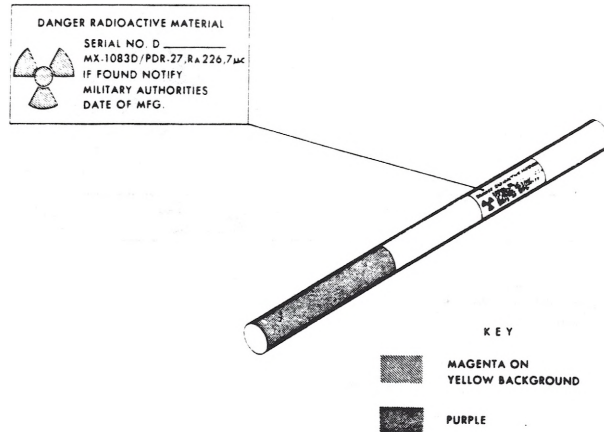


Figure 177.

Use: The MX-1083D/PDR-27 radioactive test sample is used to test the proper functioning of the IM-63/PDR 27() radiacmeter. It is carried in the case with the radiacmeter.

Description: The MX-1083D/PDR27 radioactive test sample is a plastic rod, 5 inches long and three-eighths inch in diameter, in one end of which is embedded a stainless steel capsule containing approximately 7 microcuries of radium 226. The radioactive end of the rod is colored purple; the nonradioactive end has a flat surface which bears identifying markings.

Status: Std-A

User: Army

Spec/Pd No: MIL-R-51169

B/M Dwg:

Stock No: FSN 6665-078-5250

Basis of Issue: 1 per radiacmeter IM-63/PDR-27 ()

Unit of Issue: Each

Pkg. Data:

Class. & Exp: II-NX

AMCTC Action: Item—1640

References: TB 3-6665-204-12

RADIOACTIVE TEST SAMPLE, STRONTIUM 90-YTTRIUM 90, BETA, M6

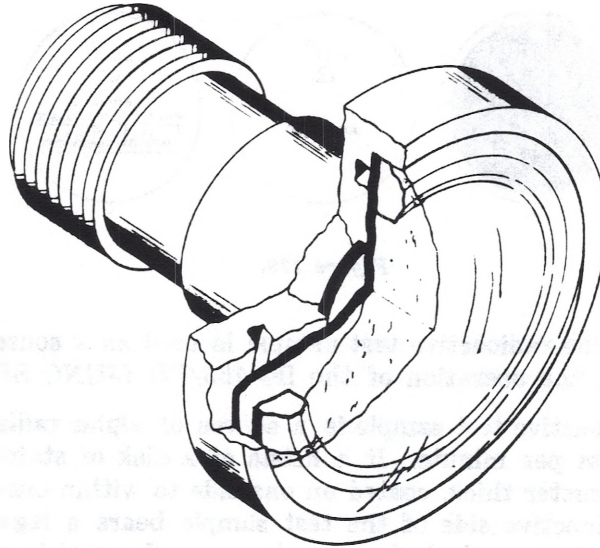


Figure 178.

Use: The M6 strontium 90-yttrium 90 radioactive test sample is used as a source of beta radiation with the TS-784/PD radiac calibrator. It is an integral part of the calibrator and is installed in the source holder of the calibrator.

Description: The M6 radioactive test sample consists of a stainless steel cylinder with a disk-shaped source retainer at one end. The opposite end of the cylinder is threaded to fit the source holder in the TS-784/PD radiac calibrator. The radioactive source consists of 40 millicuries of strontium 90-yttrium 90, evenly distributed throughout a thin disk of glass cast inside the source retainer. The source is covered by a mica disk. The surface of the TS-784/PD radiac calibrator carries a decalcomania identifying the radioactive source and giving its serial number.

Status: Std-A

User: Army

Spec/Pd No: MIL-R-51060

B/M Dwg: A18-60-858

Stock No: FSN 6665-508-0594

Basis of Issue: 1/radiac calibrator, TS-784/PD

Unit of Issue: Each

Pkg. Data: 1/radiac calibrator, TS-784/PD

Class. & Exp: II-NX

CCTC Action: Item 3241—Transferred from Sig. C.; Item 3408—Std.

References: AR 40-14, AR 755-15; TM 11-6665-204-12, TM 11-6665-204-50; TB CML 52

RADIOACTIVE TEST SAMPLE, URANIUM OXIDE, ALPHA, M3

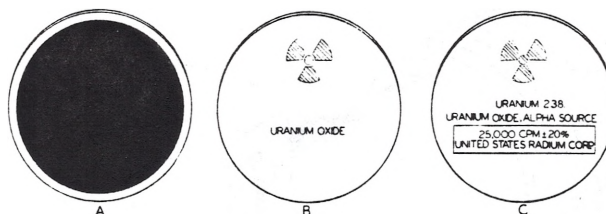


Figure 179.

Use: The M3 uranium oxide radioactive test sample is used as a source of alpha radiation to check, but not to calibrate, the operation of the IM-156/PD (JUNO SRJ-6) radiacmeter.

Description: The M3 radioactive test sample is a source of alpha radiation having activity of approximately 25,000 counts per minute. It consists of a disk of stainless steel, 6 centimeters in diameter and 0.025 centimeter thick, coated on one side to within one-eighth inch of the edge with uranium oxide. The inactive side of the test sample bears a legend which identifies the test sample. The test sample is packed, face up, in a round metal box with a fiberboard tube seated on the nonradioactive rim of the sample to prevent the radioactive surface from contacting any part of the container.

Status: Std-B

User: Army

Spec/Pd No:

B/M Dwg: A18-60-773

Stock No: FSN 6665-330-9517

Basis of Issue:

Unit of Issue: Each

Pkg. Data: 1/metal box

Class. & Exp: II-NX

CCTC Action: Item 3130—Transferred from Sig. C.; Item 3693—Std-B

References: AR 700-52, AR 755-15; TM 11-6665-207-12; TB CML 53

RADIOACTIVE TEST SAMPLE, URANIUM OXIDE, ALPHA, M7

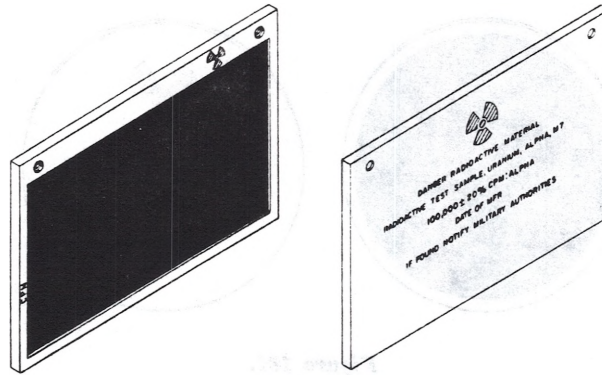


Figure 180.

Use: The M7 alpha uranium oxide radioactive test sample is used to check the proper operation of the IM-156/PD (JUNO SRJ-6) radiacmeter. It is not used to calibrate the meter.

Description: The M7 radioactive test sample is a source of alpha radiation having activity of 100,000 counts per minute. It consists of a rectangle of stainless steel, $5\frac{1}{4}$ inches long, 4 inches wide, and one-sixteenth inch thick. The radioactive surface, which is surrounded by a raised metal frame, consists of a deposit of uranium oxide measuring $4\frac{5}{8}$ by 3 inches. Two holes in the metal frame accommodate the two front feet of the radiacmeter, thus insuring that the window to the ionization chamber in the meter is located directly above the test sample.

Status: Std-A

User: Army

Spec/Pd No: 197-54-749

B/M Dwg: A18-60-805

Stock No: FSN 6665-715-5141

Basis of Issue:

Unit of Issue: Each

Pkg. Data:

Class. & Exp: II-NX

CCTC Action: Item 3693—Std.

References: AR 700-52, AR 755-15; TM 11-6665-207-12; TB CML 63

RADIOACTIVE TEST SAMPLE, URANIUM OXIDE, ALPHA, M8

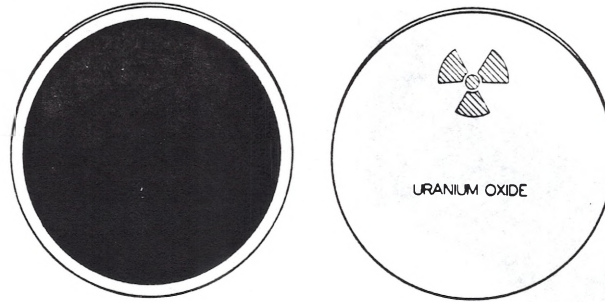


Figure 181.

Use: The M8 alpha uranium oxide radioactive test sample is used to check the operation of the radiac set AN/PDR-54 (Eberline PAC-3GN).

Description: The M8 alpha uranium oxide radioactive test sample consists of a uranium oxide-coated metal disk in a plastic holder. The test sample emits alpha radiation at the rate of approximately 5,000 counts per minute.

Status: Std-A

User: Army, Navy

Spec/Pd No:

B/M Dwg:

Stock No: FSN 6665-618-1348

Basis of Issue: 1 per AN/PDR-54 Radiac Set

Unit of Issue: Each

Pkg. Data:

Class. & Exp: II-NX

AMCTC Action: Item 1639—Std

References: TM 11-6665-208-15

CHAPTER 3. MAINTENANCE AND TRAINING EQUIPMENT
SECTION I. MAINTENANCE AND REPAIR EQUIPMENT

CRIMPING OUTFIT, HYDRAULIC, VOICEMITTER-OUTLET VALVE ASSEMBLY, M1




Figure 182.

Use: The M1 voicemitter-outlet valve assembly hydraulic crimping outfit is used to crimp the voicemitter-outlet valve assembly and the nose cup in the M17 field protective mask.

Description: The M1 voicemitter-outlet valve assembly hydraulic crimping outfit consists of a hydraulic press, crimping dies, support shoes and a pressure gage.

Status: Std-A

User: Army

Spec/Pd No:

B/M Dwg:

Stock No: FSN 5180-911-1366

Basis of Issue: 1 per Army depot or unit having a general support or depot maintenance mission for the M17-type mask

Unit of Issue: Each

Pkg. Data: 1/box; 309-lb.; 8.3 cu. ft.

Class. & Exp: II-NX

AMCTC Action: Item 3934—Std

References: TI 672/1, TI 672/2

INDICATOR, EYEPIECE LEAKAGE, M2




Figure 188.

Use: The M2 eyepiece leakage indicator is used to test protective masks for leakage between the eyepiece and the faceblank.

Description: The M2 eyepiece leakage indicator consists essentially of an eyepiece-clamping fixture mounted on the front of a metal cabinet, which measures approximately 20 by 24½ by 14 inches. The clamping fixture, which is activated by a treadle-controlled air-operated piston, clamps a mask so that air at low pressure can be applied first to one side of the eyepiece, then to the other side. Signal lights on the front of the cabinet indicate whether or not leakage is below the minimum acceptable value. The application of low-pressure air is timed by a combination of electrical timing switches and solenoid-operated valves inside the cabinet. A source of high-pressure air and 110-volt 60-cycle alternating current are required for use with the indicator.

Status: Std-A

User: Army, Navy

Spec/Pd No: 197-54-509

B/M Dwg: E25-2-1

Stock No: FSN 6665-218-0813

Basis of Issue: 1 per field maintenance shop or Army maintenance unit required to repair protective masks; furnished to Navy in accordance with interdepartmental agreement

Unit of Issue: Each

Pkg. Data: 1/box w/skid; 225 lb.; 17.0 cu. ft.

Class. & Exp: II-NX

CCTC Action: Item 3757—Std.

References: TM 3-6665-208-12, -35, -35P

INDICATOR, OUTLET VALVE LEAKAGE, M4A1



Figure 184.

Use: The M4A1 outlet valve leakage indicator is used to test outlet valve assemblies during production, surveillance, and maintenance, either separately or when assembled to the protective mask.

Description: The M4A1 outlet valve leakage indicator is essentially a 40-pound portable unit contained in a sheet-metal housing, 22 inches wide by 17 inches deep by 11 inches high. The indicator requires 110-volt alternating current and air compressed to 65 pounds per square inch for operation. The indicator compares leakage through the outlet valve with the flow of air through a calibrated orifice. Several adapters are provided for testing the several types of outlet valves that are currently in use.

Status: Std-A

User: Army

Spec/Pd No: 136-300-120

B/M Dwg: D136-45-201 (4 sheets)

Stock No: 6665-738-2128

Basis of Issue: 1 per direct support and general support Army maintenance unit that has the mission to repair protective masks.

Unit of Issue: Each

Pkg. Data: 1/box; 120 lb.; 7.2 cu. ft.

Class. & Exp: II-NX

CCTC Action: Item-3853

References: TM 3-6665-209-12, -20P, -35, -35P

MAINTENANCE AND REPAIR SET, CHEMICAL CORPS EQUIPMENT, M1A1

(No Illustration Available)

Use: The M1A1 Chemical Corps equipment maintenance and repair set is used for field and depot maintenance of chemical materiel.

Description: The M1A1 Chemical Corps equipment maintenance and repair set consists of seven wood boxes with the following contents: Box 1—Eyepiece Leakage Indicator, M2; Box 2—handtools, jigs, and small repair parts for gas mask repair, and a 500-gram-capacity triple-beam balance; Box 3—miscellaneous handtools for disassembly and repair of materiel; Boxes 4, 5, and 6—miscellaneous electrical equipment, hardware, and repair parts; Box 7—5 wood tabletops in a bundle; Box 8—6,000-pound-per-square-inch hydraulic pump and accessories. The wood tabletops provide usable workbenches when placed on the boxes.

Status: Std-A

User: Army

Spec/Pd No: MIL-S-13422

B/M Dwg: C109-3-2

Stock No: FSN 4940-368-6180

Basis of Issue: TOE 3-47, TOE 3-500

Unit of Issue: Each

Pkg. Data: 7 wood boxes and 1 bundle of 5 wood tabletops; 2,589 lb.; 104 cu. ft.

Class. & Exp: II-NX

CCTC Action: Item 2418—Std.; Item 3408—Modernization code

References: FM 3-85; SM 3-4-4940-A17; SB 3-30-73

MAINTENANCE KIT, CBR EQUIPMENT, M14




Figure 185.

Use: The M14 CBR equipment maintenance kit is used for direct and general support field maintenance of CBR equipment.

Description: The M14 CBR equipment maintenance kit consists of a chest of tools and equipment, not available in general maintenance tool kits, which are required for maintenance and repair of protective masks, flame throwers, riot control dispersers, decontaminating apparatus and other CBR items.

Status: Std-A

User: Army

Spec/Pd No: MIL-M-51236

B/M Dwg: DL 78-3-40

Stock No: FSN 5180-782-6049

Basis of Issue: TA 3-30; TOE 3-7E, 3-47F, 3-147E, 3-500E

Unit of Issue: Each

Pkg. Data: 1/box; 200 lb.; 6.0 cu. ft.

Class & Exp: II-NX

AMCTC Action: Item 3856—Std

References:

VULCANIZER, HOTPATCH, PROTECTIVE MASK FACEBLANK, M1




Figure 186.

Use: The M1 protective mask faceblank hotpatch vulcanizer is used to repair pinhole defects in the facepiece of the M9 and M9A1 field protective masks.

Description: The M1 protective mask faceblank hotpatch vulcanizer consists essentially of two electrically heated platens mounted on a framework. The upper platen is movable and can be pressed against the lower platen by operating a treadle. The vulcanizer is designed to be mounted on a workbench. In use, a piece of rubber patching material is inserted in a pinhole in a facepiece, the patch is placed between the platens, and heat and pressure are applied to the patch by pressing the upper and lower platens together.

Status: Std-A

User: Army

Spec/Pd No: MIL-V-50097

B/M Dwg: D5-84-2

Stock No: FSN 4240-633-7162

Basis of Issue: 1 per field maintenance shop and storage activity or Army maintenance unit required to repair the M9A1 mask.

TM 750-5-15

Unit of Issue: Each

Pkg. Data: 1/box; 56 lbs.; 2.8 cu. ft.

Class & Exp: II-NX

CCTC Action: Item 3460—Std.

References: TM 3-4240-226-15

SECTION II. TRAINING EQUIPMENT

CAPSULE, CS



Figure 187.

Use: The CS capsule is a training item designed to familiarize troops with agent effects and to test the fit of protective masks.

Description: The CS capsule is a number 00 gelatin capsule filled with 1 gram \pm 0.1 gram of CS. Agent is disseminated by placing the capsule on an upended empty tin can over a burning candle.

Status: Std-A

User: Army, Navy

TM 750-5-15

Spec/Pd No: MIL-C-51015

B/M Dwg:

Stock No: FSN 1365-690-6656

Basis of Issue: TA 23-100-series

Unit of Issue: Can of 50

Pkg. Data: 50/can, 5 cans/fiberboard box, 5 boxes/wood box; 49 lb.; 1.0 cu. ft.

Class. & Exp: V-X

CCTC Action: Item 3581—Std.

References:

CASE AND TUBE, SHIPPING TOXIC GASSES, FOUR-AMPOULE, M2




Figure 188.

Use: The M2 four-ampoule toxic gases shipping case and tube is used for the shipment of small quantities of chemicals including agents. Shipment of 160 cubic centimeters of liquid agent can be made at one time.

Description: The M2 four-ampoule toxic gases shipping case and tube consists of a wood case, approximately $8\frac{3}{16}$ inches square by $17\frac{7}{8}$ inches high, containing a $4\frac{1}{2}$ -inch-diameter steel shipping tube which in turn contains four fiberboard packing tubes with screw tops. Each packing tube holds one heat-sealed glass ampoule having a capacity of 40 cubic centimeters. A steel cover is bolted to the open end of the shipping tube and is sealed by a lead gasket. The ampoules are protected against breakage by fiberboard fillers and shock-absorbing packing.

Status: Std-A

User: Army

Spec/Pd No:

B/M Dwg: E318-64-2277

Stock No: FSN 8110-591-3055

Basis of Issue: As required

Unit of Issue: Each

Pkg. Data: Empty shipping weight-23 lb.; 0.7 cu. ft.

Class. & Exp: IV-NX

CCTC Action: Item 3295—Std.

References:

DETONATING EQUIPMENT, WAR GAS IDENTIFICATION, M1




Figure 189.

Use: The M1 war gas identification detonating equipment is used in training exercises to disperse toxic agents contained in the M1 and AN-M1A1 detonation war gas identification sets.

Description: The M1 war gas identification detonating equipment consists of wrenches required to open the shipping containers of either the M1 and AN-M1A1 detonation war gas identification sets, and wire, pliers, and a blasting machine which are used to set up training exercises with either of these sets. The equipment is contained in a wood box which measures approximately 19½ by 12 by 11½ inches.

Status: Std-A

User: Army, Air Force, MDAP

Spec/Pd No: MIL-S-12398

B/M Dwg: D18-21-36

Stock No: FSN 6910-368-6153

Basis of Issue: 1 per 5 M1 or AN-M1A1 detonation war gas identification sets

Unit of Issue: Each

Pkg. Data: 1/box; 77 lb.; 3.0 cu. ft.

Class. & Exp: II-X

CCTC Action: Item 358—Std.; Item 3408—Revised classification and modernization code

References: FM 21-48, SC-6910-94-CL-E01, SB 3-30-204

PELLET, CN, M2



Figure 190.

Use: The M2 CN pellet is used in training exercises to familiarize troops with the characteristics of tear gas, to test the fit of a protective mask, and to simulate chemical warfare agents.

Description: The M2 CN pellet is a 1-gram tablet, $\frac{1}{2}$ inch in diameter, containing 93 percent CN and 7 percent zinc oxide (used as a binder).

Status: Std-B

Mfr: Federal Laboratories, Inc., Pittsburgh, Pa.

Spec/Pd No: MIL-P-14240

B/M Dwg:

Stock No: FSN 1365-383-3909

Basis of Issue: TA 23-100-series; furnished to Navy and Air Force in accordance with interdepartmental agreements

Unit of Issue: can

Pkg. Data: 50/can; 25 cans/bx.; 16 lb.; 0.8 cu. ft. or 1250/box; 16 lb.; 0.8 cu. ft.

Class. & Exp: V-X

CCTC Action: Item 15—Mil. Char.; Item 2541—Std.; Item 3408—Modernization code; Item 4120—Std-B

References: FM 21-48

ROCKET, TRAINING, DUMMY, 115-MM, M60



Figure 191.

Use: The M60 115-mm. dummy training rocket is used for training personnel in the techniques of loading rockets into the M91 multiple rocket launcher and preparing rockets for firing.

Description: The M60 115-mm dummy training rocket is identical with the M55 115 mm. gas rocket except that it is a completely inert round. It is readily identified by a blue decal containing its nomenclature affixed to the shipping and firing container.

Status: Std-A

User: Army

Spec/Pd No: MIL-R-46986, PD 196-131-773

Stock No: FSN 1340-861-9817

Basis of Issue: 45 pounds per launcher

Pkg. Data: 15 rounds per wood crate; 1400 lb.

Class. & Exp: V-X

CCTC Action: Item 4016 and Item 4055

References: FM 6-54; TB CML 73; TM 9-1055-215-12

ROCKET, PRACTICE, SIMULANT EG, 115-MM, M61




Figure 192.

Use: The M61 115-mm. simulant EG practice rocket is used for practice firing of the rockets from the M91 multiple rocket launcher.

Description: The M61 115-mm. simulant EG practice rocket is identical with the M55 115-mm. gas rocket except that the warhead is filled with simulant EG. It is readily identified by a blue decal containing its nomenclature and one yellow band affixed to the shipping and firing container.

Status: Std-A

Spec/Pd No: MIL-R-46983

L/M Dwg: C90-1-17

TM 750-5-15

Stock No: FSN 1340-858-5870

Basis of Issue: 45 rounds per launcher

Pkg. Data: 15 rounds per wood crate; 1400 lb.

Class. & Exp: V-NX

CCTC Action: Item 3933

References: TB CML 73; TM 9-1055-215-12; FM 6-54

SET, GAS, TOXIC, HD, M1

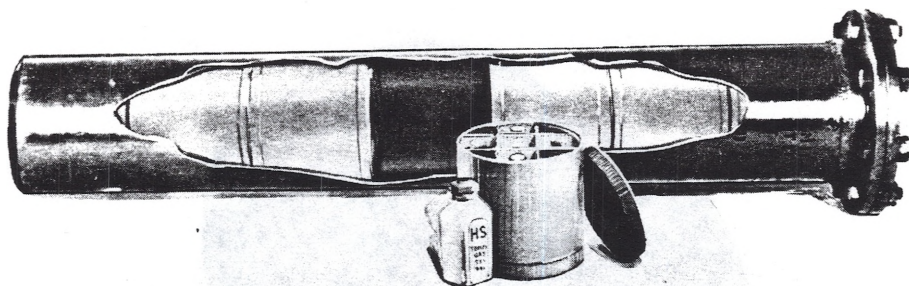


Figure 193.

Use: The M1 toxic gas set is used to train personnel in the identification of mustard gas.

Description: The M1 toxic gas set contains twenty-four 4-ounce glass bottles of H or HD packaged in six cylindrical containers. The six containers are packed in a steel shipping cylinder, 42 inches long and 6½ inches in diameter. The cylinder is sealed with a steel cover which is bolted over a lead gasket.

Status: Std-B

User: Army

Spec/Pd No: MIL-S-10333

B/M Dwg: D18-58-2

Stock No: FSN 1365-219-8574

Basis of Issue: TA 23-100-series

Unit of Issue: Each

Pkg. Data: 1/steel cylinder; 83 lb.; 2.1 cu. ft.

Class. & Exp: V-X

CCTC Action: Item 567—Mil. Char.; Item 3242—Ltd. Std.; Item 3408—Revised classification and modernization code

References: SB 3-30-204

SET, GAS, TOXIC, HD, M2




Figure 194.

Use: The M2 toxic gas set is used to train troops in the methods of handling, detection, and decontamination of mustard gas.

Description: The M2 toxic gas set consists of twenty-eight 4-ounce glass ampules of liquid mustard (HD) in metal tear-strip containers approximately $6\frac{3}{8}$ inches high by $2\frac{3}{4}$ inches in diameter. The containers are packed for shipment in a steel drum.

Status: Std-A

User: Army

Spec/Pd No: MIL-S-51058

B/M Dwg: C18-58-31

Stock No: FSN 1365-563-4146

Basis of Issue: TA 23-100-series

Unit of Issue: Each

Pkg. Data: 28 packaged ampules in a steel drum, 14 inches diameter by 14 inches high; 40 lb.; 2.0 cu. ft.

Class & Exp: V-X

CCTC Action: Item 617—Mil. Char.; Item 3242—Std.; Item 3408—Modernization code

References: SB 3-30-204

Ray Sjuertsen
2770

WAR GAS IDENTIFICATION SET, DETONATION, M1




Figure 195.

Use: The M1 detonation war gas identification set is used to train personnel in the detection and recognition of toxic chemical warfare agents.

Description: The M1 detonation war gas identification set consists of a cylindrical forged-steel shipping container in which there are 12 tubes each of chloroform solutions of HD, L, PS, and CG in screw-top fiberboard cylinders. Twelve cylinders are packed in each of four metal containers. The shipping container is sealed with a steel cover, which is bolted over a lead gasket. The set must be used in conjunction with the M1 war gas identification detonating equipment.

Status: Std-B

User: Army, Navy, Air Force, MDAP

Spec/Pd No: MIL-S-11149

B/M Dwg: D18-21-22

Stock No: FSN 1365-025-3273

Basis of Issue: TA 23-100-series; furnished to Navy, Air Force, and MDAP in accordance with interdepartmental agreements

Unit of Issue: Each

Pkg. Data: 1/steel cylinder; 110 lb.; 2.1 cu. ft.

Class. & Exp: V-X

CCTC Action: Item 3125—Ltd. Std.; Item 3408—Revised classification and modernization code

References: FM 21-48, SB 3-30-204

WAR GAS IDENTIFICATION SET, DETONATION, AN-M1A1




Figure 196.

Use: The AN-M1A1 detonation war gas identification set is used to train personnel in the detection and recognition of toxic chemical warfare agents.

Description: The AN-M1A1 detonation war gas identification set consists of a cylindrical forged-steel shipping container in which there are four metal containers, each containing four glass tubes of HD and two glass tubes each of L, CG, CK, and HM-1. The HD, HN-1, and L are in chloroform solution; the CG and CK are gaseous. The glass tubes are packaged in screw-top fiberboard cylinders to prevent breakage. The shipping container is sealed with a steel cover, which is bolted over a lead gasket. The set must be used in conjunction with the M1 war gas identification detonating equipment.

Status: Std-A

User: Army, Navy, Air Force, MDAP

Spec/Pd No: MIL-W-12281

B/M Dwg: C18-21-54

Stock No: FSN 1365-323-7782

Basis of Issue: TA 23-100-series; furnished to Navy, Air Force, and MDAP in accordance with interdepartmental agreements

Unit of Issue: Each

Pkg. Data: 1/steel cylinder; 110 lb.; 2.1 cu. ft.

Class. & Exp: V-X

CCTC Action: Item 3125—Std.; Item 3408—Modernization code

References: FM 21-48, SB 3-30-204

INDEX

	Page
Accessory Set, Airplane Smoke Tank, M10	5
Adapter Kit, Oxygen Supply, Aircraft Protective Mask, M8	179
Adapter, Compressed Air Breathing Apparatus, M4	177
Adapter, Line Filling, One-Ton Container, M1	25
Alarm, G-Agent, Automatic, Fixed Installation, M5	93
Analizing Kit, Chemical Agent, M10A1	95
Antiset, Decontaminating Slurry, M2	153
Apparatus, Filling, Field, Land Mine, M2	11
Area Predictor, Radiological Fallout, M5	171
Aural Protector, Sound, Mk11 (MSA)	180
Aural Protector, Sound, M19A (Clark)	181
Aural Protector, Sound, M258 (Willson)	182
Aural Protector, Sound, M1200 (AO)	183
Bag, Waterproofing, Protective Mask, M1	184
Beam, Hoisting, Airplane Smoke Tank, M2	26
Beam, Hoisting, Liquid Gas Tank, M1	27
Breathing Apparatus, Compressed Air, M15	185
Breathing Apparatus, Compressed Air, ABC-M15A1	187
Breathing Apparatus, Oxygen Generating, M20	188
Burster, Incendiary, Field, M4	45
Calculator, Downwind Toxic Vapor Hazard, Line Source, ABC-M3	172
Calculator, Downwind Toxic Vapor, Hazard, Point Source, ABC-M2	173
Calculator Set, Nuclear, M28	174
Calibrator, Radiac, AN/UDM-6	223
Calibrator, Radiac, TS-1230A	225
Capsule, CS	245
Case and Tube, Shipping, Toxic Gases, Four-Ampoule, M2	247
Chute, Contaminated Clothing, M1	121
Citric Acid, Monohydrate, Technical, 6½lb., Drum	155
Closure, Protective Shelter, Antiblast, M1	123
Cluster, Bomb, Incapacitating BZ, 750-lb., M43	7
Cluster, Generator, Incapacitating BZ, 175-lb., M44	8
Collective Protection Equipment, Guided Missile Van, Trailer-Mounted, For Nike Hercules, M1	124
Compressor, Reciprocating, Power-Driven, Flamethrower, 3½ CFM, AN-M4 (Walter Kidde)	13
Compressor, Reciprocating, Power-Driven, Flamethrower, 3½ CFM, AN-M48 (Stewart-Warner 3260101-4)	13
Compressor, Reciprocating, Power-Driven, Flamethrower, 3½ CFM, AN-M4C (Stewart-Warner 3260101-6)	13
Compressor, Reciprocating, Power-Driven, 7 CFM, M1	15
Compressor, Reciprocating, Power-Driven, 7 CFM, M1A1	17
Crayon, Vesicant Detector, M7A1	96
Crimping Outfit, Hydraulic, Voicemitter-Outlet Valve Assembly, M1	237
Cryptographic Equipment Destroyer, Incendiary, TH1, M1A1	46
Cryptographic Equipment Destroyer, Incendiary, TH1, M1A2	47
Cryptographic Equipment Destroyer, Incendiary, TH4, M1A2	47
DANC Solution Unit, 3-Gallon, M4	156
DANC Solution Unit, 4½-Gallon, M4	157
Decontaminating and Reimpregnating Kit, Individual, M13	161

	Page
Decontaminating Agent, DS2	159
Decontaminating Agent, STB	160
Decontaminating Apparatus, Portable, DS2, 1½-Quart, ABC-M11	163
Decontaminating Apparatus, Portable, 1½-Quart, M2	162
Decontaminating Apparatus, Power-Driven, Trailer-Mounted, M8A2	164
Decontaminating Apparatus, Power-Driven, Truck-Mounted, M3A2	165
Decontaminating Apparatus, Power-Driven, Truck-Mounted, M3A3	166
Decontaminating Apparatus, Power-Driven, Truck-Mounted, 400-Gallon, M9	167
Detector Kit, Carbon Monoxide, Colorimetric, M23	97
Detector Kit, Chemical Agent, ABC-M18A1	102
Detector Kit, Chemical Agent, ABC-M18A2	103
Detector Kit, Chemical Agent, AN-M15A1	99
Detector Kit, Chemical Agent, AN-M15A1A	99
Detector Kit, Chemical Agent, VGH, AN-M15A2A	101
Detector Kit, Chemical Agent, VGH, AN-M15A2N	101
Detonating Equipment, War Gas Identification, M1	248
Dispensing Pump, Hand-Driven, M2	28
Dispensing Pump, Hand-Driven, M2A1	29
Dispenser, Riot Control Agent, Back-Pack, 450 CFM, M106 (Mity-Mite)	83
Dispenser, Riot Control Agent, Helicopter- or Vehicle-Mounted, M4	85
Dispenser, Riot Control Agent, Helicopter- or Vehicle-Mounted M5	87
Dispenser, Riot Control Agent, Portable, M3	88
Dispenser, Riot Control Agent, Skid-Mounted, M2	89
Document Destroyer, Emergency, Incendiary, M3	48
Door, Permeable Membrane, Protective Shelter, ABC-M1	125
File Destroyer, Incendiary, ABC-M4	49
Filling Line, Metal, Airplane Smoke Tank, M3	19
Filter, Gas-Particulate, 600 CFM, ABC-M14	127
Filter, Gas-Particulate, 600 CFM, ABC-M14A1	127
Filter, Gas-Particulate, 1200 CFM, ABC-M15	128
Filter, Gas-Particulate, 1200 CFM, ABC-M15A1	128
Filter, Gas-Particulate, 2500 CFM, ABC-M16	129
Filter, Gas-Particulate, 2500 CFM, ABC-M16A1	129
Filter, Gas-Particulate, 5000 CFM, ABC-M17	130
Filter, Gas-Particulate, 5000 CFM, ABC-M17A1	130
Filter, Particulate, 3 CFM, M14	189
Filter Unit, Gas-Particulate, Armored Ambulance, Six-Man, 12 CFM, M14	142
Filter Unit, Gas-Particulate, EMD, 300 CFM, AMC-M6	131
Filter Unit, Gas-Particulate, EMD, 300 CFM, ABC-M6A1	132
Filter Unit, Gas-Particulate, EMD, 600 CFM, M9A2	135
Filter Unit, Gas-Particulate, EMD, 1200 CFM, M10A2	136
Filter Unit, Gas-Particulate, EMD, 2500 CFM, M11	138
Filter Unit, Gas-Particulate, EMD, 2500 CFM, M11A2	138
Filter Unit, Gas-Particulate, EMD, 5000 CFM, M12	140
Filter Unit, Gas-Particulate, EMD, 5000 CFM, M12A2	140
Filter Unit, Gas-Particulate, GED, 300 CFM, ABC-M6	133
Filter Unit, Gas-Particulate, GED, 300 CFM, ABC-M6A1	134
Filter Unit, Gas-Particulate, GED, 1200 CFM, M10	137
Filter Unit, Gas-Particulate, GED, 2500 CFM, M11	139
Filter Unit, Gas-Particulate, GED, 5000 CFM, M12	141
Filter Unit, Gas-Particulate, Hospital, Six-Man, 12 CFM, M7	143
Filter Unit, Gas-Particulate, Hospital, Six-Man, 12 CFM, ABC-M7A1	144
Filter Unit, Gas-Particulate, Tank, Five-Man, 20 CFM, M13	145
Filter Unit, Gas-Particulate, Tank, Five-Man, 20 CFM, M13A1	145
Filter Unit, Gas-Particulate, Tank, Four-Man, 12 CFM, ABC-M8A3	146
Filter Unit, Gas-Particulate, Tank, Three-Man, 12 CFM, ABC-M8A2	148
Flamethrower, Mechanized, Main Armament, APC-Mounted, M10-8	37
Flamethrower, Mechanized, Main Armament, Turret-Mounted, M7A1-6	39
Flamethrower, Portable, ABC-M9-7	42

	Page
Flamethrower, Portable, M2A1-7	40
Food Testing and Screening Kit, Chemical Agents, ABC-M3	104
Grenade, Hand and Rifle, Smoke, WP, M34	50
Generator, Smoke, Mechanical, Pulse Jet, ABC-M3A3	91
Grenade, Hand, Colored Smoke, M18	51
Grenade, Hand, Incendiary, TH3, AN-M14	52
Grenade, Hand, Riot, CN-DM, M6	53
Grenade, Hand, Riot, CN-DM, M6A1	54
Grenade, Hand, Riot, CN, M7	55
Grenade, Hand, Riot, CN-M7A1	56
Grenade, Hand, Riot, CN1, ABC-M25A1	57
Grenade, Hand, Riot, CN1, ABC-M25A2	58
Grenade, Hand, Riot, CS1, ABC-M25A2	58
Grenade, Hand, Riot, DM1, ABC-M25A2	58
Grenade, Hand, Riot, Simulant T1, ABC-M25A2	58
Grenade, Hand, Riot, CS, ABC-M7A2	60
Grenade, Hand, Riot, CS, ABC-M7A3	60
Grenade, Hand, Smoke, HC, AN-M8	61
Grenade, Hand, Smoke, WP, M15	62
Heater, Water, Oil, Skid-Mounted, 600 GPH, M2	169
Heater, Water, Oil, M1	168
Hoisting Unit, Tripod, Drum, M1	30
Hood, Aircraft Protective Mask, M7	190
Hood, Field Protective Mask, M6	191
Hood, Field Protective Mask, M6A2	192
Hood, Tank Protective Mask, ABC-M5	193
Ignition Cylinder, Flamethrower, M1	44
Impregnating Outfit, Clothing, Field, M1	113
Impregnating Plant, Clothing, M2	114
Impregnating Plant, Clothing, M2A1	115
Impregnating Plant, Clothing, M2A2	115
Impregnating Set, Clothing, Field, M3	116
Indicator, Eyepiece Leakage, M2	239
Indicator, Outlet Valve Leakage, M4A1	240
Laboratory, Chemical, Base, M2	105
Laboratory, Chemical, Base, M2A1	105
Leather Dressing, Vesicant Gas-Resistant, M1	117
Leather Dressing, Vesicant Gas-Resistant, M2	118
Maintenance and Repair Set, Chemical Corps Equipment, M1A1	241
Maintenance Kit, CBR Equipment, M14	242
Mask, Gas, Acid and Organic Vapors, M10	195
Mask, Gas, All-Purpose, M11A1	196
Mask, Gas, Ammonia, M12	198
Mask, Gas, Dog, M6-12-8	200
Mask, Gas, Rocket Propellant, ABC-M21	201
Mask, Protective, Aircraft, M24	202
Mask, Protective, Field, ABC-M17	204
Mask, Protective, Field, M9A1	203
Mask, Protective, Headwound, ABC-M18	205
Mask, Protective, Tank, ABC-M14A1	207
Mask, Protective, Tank, ABC-M14A2	208
Mask, Protective, Tank, M25	210
Mask, Protective, Tank, M25A1	210
Mechanism, Valve Replacement, M1	31
Mine, Gas, Persistent VX, 2-Gallon, M23	63
Mine, Land, Chemical, One-Gallon	64
Mount, Fog Oil Drum, M3	92

	Page
Paper, Chemical Agent Detector, AN-M6A1	107
Paper, Chemical Agent Detector, VGH, ABC-M8	108
Pellet, CN, M2	249
Protection and Treatment Set, Chemical Agents, M5A1	211
Protection and Treatment Set, Chemical Agents, M5A3	212
Protection and Treatment Set, Chemical Agents, M5A4	213
Protective Outfit, Impremeable, Supplied-Air, M5	214
Radioactive Source Set, M3	226
Radioactive Source Set, M3A1	227
Radioactive Test Sample, Cobalt 60, Gamma, MX-1173/UD	229
Radioactive Test Sample, Cobalt 60, Gamma, MX-1083/PDR-27	230
Radioactive Test Sample, Radium 226, Gamma, MX-1083B/PDR-27	231
Radioactive Test Sample, Radium 226, Gamma, MX-1083D/PDR-27	232
Radioactive Test Sample, Strontium 90-Yttrium 90, Beta, M6	233
Radioactive Test Sample, Uranium Oxide, Alpha, M3	234
Radioactive Test Sample, Uranium Oxide, Alpha, M7	235
Radioactive Test Sample, Uranium Oxide, Alpha, M8	236
Regulator, Air Pressure, Protective Shelter, M1	150
Respirator, Air Filtering, Dust, ABC-M4	215
Respirator, Air Filtering, Paint Spray, M5	216
Respirator, Air Filtering, Paint Spray, Two-Cartridge, M6	217
Rocket, Gas, Nonpersistent GB, 115-MM, M55	65
Rocket, Gas, Persistent VX, 115-MM, M55	67
Rocket, Practice, Simulant EG, 115-MM, M61	251
Rocket, Training, Dummy, 115-MM, M60	250
Sampling and Analyzing Kit, CBR Agent, M19	109
Sampling Kit, Chemical Agent, M12	110
Service Kit, Portable Flamethrower-Riot Control Agent Dispenser, M27	20
Service Unit, Flamethrower, Truck-Mounted, M4	22
Service Unit, Flamethrower, Truck-Mounted, M4A2	23
Set, Gas, Toxic, HD, M1	253
Set, Gas, Toxic, HD, M2	254
Smokepot, Floating, HC, M4A2	69
Smokepot, Floating, SGF2, AN-M7	71
Smokepot, Floating, SGF2, AN-M7A1	71
Smokepot, HC, 10-Lb., M1	73
Smokepot, HC, 30-Lb., ABC-M5	75
Smoke Tank, Airplane, M10	9
Stand, Airplane Smoke Tank, Carrying, M1	32
Stand, Airplane Smoke Tank, Loading, M2	33
Starter, Fire, NP3, M1	76
Starter, Fire, NP3, M2	77
Testing Kit, Impregnite-In-Clothing, ABC-M2	120
Testing Kit, Impregnite-In-Clothing, M1	119
Valve, Antibackdraft, Protective Shelter, AN-M1	151
Valve, Antibackdraft, Protective Shelter, M2	152
Vesicant Agent Protective Ointment, M5	218
Vulcanizer, Hotpatch, Protective Mask, Faceblank, M1	243
War Gas Identification Set, Detonation, M1	255
War Gas Identification Set, Detonation, AN-M1A1	256
Warhead Section, Guided Missile, Gas, Nonpersistent GB, M212	78
Warhead Section, 318-MM Rocket, Gas, Nonpersistent GB, M206	79
Warhead Section, 762-MM Rocket, Gas, Nonpersistent GB, M190	81
Water Testing Kit, Chemical Agents, AN-M2	111
Water Testing Kit, Poisons, M4A1	112
Winterization Kit, Field Protective Mask, M4	219
Winterization Kit, Tank Protective Mask, M3	220

	Page
Winterizing Kit, Protective Mask, M1	221
Wrench, Valve-Removing, M1	34
Wrench, Valve-Removing, M2	35

By Order of the Secretary of the Army:

HAROLD K. JOHNSON,
General, United States Army,
Chief of Staff.

Official:

KENNETH G. WICKHAM,
Major General, United States Army,
The Adjutant General.

Distribution:

Active Army:

CNGB (1)
USAMB (2)
USACDC (2)
USACDCCBRA (2)
USACDCADA (2)
USACDCARMA (2)
USACDCARTYA (2)
USACDCAVNA (2)
USACDCIA (2)
USACDCSWA (2)
USAARMC (2)
USAAMC (2)
USA Engr Cen (2)
USA Pet Cen (2)
USA GM Cen (2)
USAIC (2)
USCONARC (10)
ARADCOM (5)
ARADCOM Rgn (5)
OS Maj Comd (5)
Armies (10)
Corps (5)
Div (5)
Regt/Bde (3)
Bn (3)
Co/Btry (1)

NG: State AG (3)

USAR: None

USAMA (10)
Svc Colleges (10)
Br Svc Sch (10) except
USACMLCS (100)
GENDEP (5)
Dep (OS) (5)
A Dep (5)
USAMUCOM (5)
USAMC (5)
USACDCEC (10)
POE (1)
Instl (2)
USATTC (1)
Army Tml (1)
USAAPSA (5)
Arsenals (3)
PG (5)
CMFO, Ft Knox (10)
Units org under fol TOE:
(1 copy each)
3-32
3-36
3-97
3-266
3-500 (AA-AC)

For explanation of abbreviations used, see AR 320-50.